home ■ work ■ school

Board of Directors Meeting Agenda
March 14, 2019
7:00 p.m.

San Pablo City Hall
City Council Chambers
1 Alvarado Square (13831 San Pablo Avenue)
San Pablo, CA 94806

Americans with Disabilities Act

In compliance with the Americans with Disabilities Act of 1990, if you need special assistance to participate in an Authority meeting, or you need a copy of the agenda, or the agenda packet in an alternative format, please contact the Authority's Manager of Administrative Services at (510) 215-3125. Notification of at least 48 hours prior to the meeting or time when services are needed will assist Authority staff in assuring that reasonable arrangements can be made to provide accessibility to the meeting or service.

Public Comment

Members of the public may address the Board of Directors on items that are within the jurisdiction of the Authority. Comments by the public pertaining to items listed in this Agenda should be made at the time the item is considered by the Board of Directors. Please note this Agenda contains an item for the Public to address the Board on non-agenda matters. Each speaker is limited to 3 minutes and may speak only once under each agenda item. The Board of Directors may waive these provisions. If you desire to address the Board, please submit your request on a Speaker's Card available from the Secretary.

1. **CALL TO ORDER AND ROLL CALL**

   The Chair will call the meeting to order and the Secretary will call the roll to establish the presence of a quorum.

2. **CLOSED SESSION -** NONE

3. **PLEDGE OF ALLEGIANCE**

   The Chair or a Member of the Board will lead the Pledge of Allegiance.

4. **EX PARTE COMMUNICATIONS DISCLOSURES**

   The Chair of the Board will ask if any Director has an ex parte disclosure, pursuant to the Authority's Ex Parte Communications Policy, on any agendized items.

recyclemore
WEST CONTRA COSTA INTEGRATED WASTE MANAGEMENT AUTHORITY

5. PUBLIC COMMENT

Receipt of public comment on non-agenda matters.

6. CONSENT CALENDAR

All matters listed in the Consent Calendar will be enacted with one motion. There will be no separate discussion of the items listed. However, upon request by a member of the Board or the Public, items will be removed from the Consent Calendar and considered separately in the agenda order.

Consideration of a motion to approve the following actions:

6.0 January 24, 2018 Authority Board Meeting Minutes

Note: To vote on the adoption of the minutes does not require a Director to have been present at the subject meeting.

6.1 Schedule Interim Organization Report for April 11, 2019 Board Meeting

Schedule Board consideration of a proposed Interim Organization Report for the April 11, 2019 Board meeting.

6.2 Amendment to Agreement with Anita-Tucci Smith LLC for Board Meeting Minute Services

Authorize the Executive Director to approve an amendment to the existing agreement with Anita Tucci-Smith, LLC, Inc., for Board meeting minute services, extending the agreement ending date to March 30, 2020 and increasing the agreement amount by $7,100 from $5,900, to a total of up to $13,000.

6.3 Republic Fourth Quarter 2018 Post-Collection Agreement Report

Receive and file Post-Collection Agreement Fourth Quarter 2018 Report as submitted by Republic Services.

END OF CONSENT CALENDAR

7. STAFF REPORT

Staff will provide updates on recent and upcoming activities.

Process for Addressing Agenda Items Before the Board of Directors

- *Chair reads the agenda item*
- *Staff presents their report*
- *Board questions staff*
- *Public comments are heard*
- *Board discusses item*
- *A motion is made*
- *Final Board discussion*
- *Motion is restated and seconded for the record*
- *Board votes or provides direction to staff*

8. REGULAR AGENDA

8.0 Joint Exercise of Powers Agreement (JEPA) Update

1. Receive and file Joint Exercise of Powers Agreement (JEPA) update report.

2. Provide direction to staff.

8.1 Self-Haul Disposal Sources Report for Calendar Years 2016 and 2017

Receive an oral presentation by R3 Consulting Group, Inc. on 2017 Self-Haul Disposal Sources.

8.2 AB 341/AB 1826 Update

1. Receive and file AB 341/AB 1826 update report.

2. Provide direction to staff.

8.3 Authority Priority Projects for Spring-Summer 2019

Approve list of recommended Spring-Summer 2019 Priority Projects, or provide alternative direction to staff.

8.4 Evaluation Process for Legal Counsel/Legal Services Proposals

1. Provide direction to staff on the process for evaluating Legal Counsel/Legal Services proposals and selecting a permanent Legal Counsel. **OR**

2. Postpone consideration of this issue to a future Board meeting.

8.5 Election of Board Chair and Vice-Chair

Nomination of candidates and election of Board Chair and Vice Chair for a term beginning February 1, 2019 and ending January 31, 2020.

END OF REGULAR AGENDA

9. BOARD MEMBER AND STAFF ANNOUNCEMENTS

INFORMATION ONLY. Announcement of matters of interest by Board Members, Alternate Board Members, Executive Director and General Counsel.

10. ADJOURNMENT

Consideration of a motion to adjourn. The next regular Board of Directors' Meeting is scheduled for April 11, 2019.

recyclemore
WEST CONTRA COSTA INTEGRATED WASTE MANAGEMENT AUTHORITY

Agenda Report

Date: March 14, 2019

To: West Contra Costa Integrated Waste Management Authority Board

From: Stan Hakes, Executive Director and Melinda Wong, Manager, Office Administration

Subject: January 24, 2019 Authority Board Meeting Minutes

ACTION REQUESTED

Consideration of ADOPTION OF A MOTION to approve the subject minutes.

Note: To vote on the adoption of the minutes does not require a Director to have been present at the subject meeting.

BACKGROUND

The minutes of the January 24, 2019 Board meeting are attached.

FISCAL IMPACT

None.

RECOMMENDED ACTION

ADOPTION OF A MOTION to approve the subject minutes.

Approved by:

Stan Hakes
Executive Director

Attachment 1: January 24, 2019 Board Meeting Minutes

WEST CONTRA COSTA INTEGRATED WASTE MANAGEMENT AUTHORITY BOARD OF DIRECTORS MEETING MINUTES – JANUARY 24, 2019

Meeting Date | Time ***1/24/2019 7:00 PM*** **| Meeting Location** ***San Pablo City Council Chambers, 13831 San Pablo Avenue, San Pablo, CA***

Meeting called by	Board of Directors
Type of meeting	Regular
Authority Staff Present	Stan Hakes, Lorna Thomson, Christina Leard, Melinda Wong
Legal Counsel	John Bakker

Board Members Present:

Directors: G. Lyman, El Cerrito; D. Romero, Hercules; P. Murray, Pinole; A. Pineda, San Pablo; N. Bates, B. Choi, (Chair), and J. Myrick, Richmond

Absent: F. Glover (Ex-Officio) Contra Costa County

CALL TO ORDER/ROLL CALL

Chair Choi called the meeting to order at 7:04 P.M. The Roll Call established the existence of a quorum (Bates, Lyman, Murray, Myrick*, Pineda, Romero, and Choi). *Director Myrick arrived after Roll Call; was present during the closed session.

CLOSED SESSION

The Board adjourned into Closed Session at 7:06 P.M.

1. **Conference with Legal Counsel – Anticipated Litigation:** Significant exposure to litigation pursuant to paragraph (2) or (3) of subdivision (d) of Section 54956.9: one case.

The Board returned to open session at 7:55 P.M.

Legal Counsel John Bakker advised that there was no reportable action from the closed session.

PLEDGE OF ALLEGIANCE

Chair Choi led the Pledge of Allegiance.

EX-PARTE COMMUNICATIONS & DISCLOSURE

Chair Choi called for ex-parte communications. There was none.

PUBLIC COMMENT

Chair Choi called for public comment. There was none.

CONSENT CALENDAR

Chair Choi called for approval of the Consent Calendar consisting of three items.

MOTION by Director Myrick to approve Consent Calendar Items 6.0 through 6.2. **SECOND** by Director Lyman.

MOTION PASSED unanimously.

STAFF REPORT

Staff Report Item *7.0*

Mr. Hakes provided the staff report. The following are items included in his report:

1) Mr. Hakes welcomed Director Abel Pineda from San Pablo, welcomed back Director Nat Bates from Richmond, and introduced John Bakker from Meyers Nave serving as Interim Legal Counsel.
2) Household Hazardous Waste (HHW) one-day events for 2019: In Pinole on April 13, with the event at a location yet to be confirmed, and if that location could not be confirmed to be held at the Hercules Corporation Yard; El Sobrante on August 10; and Richmond potentially at the Galileo Club on September 14.
3) Mr. Hakes eported that payment of the Authority's share of pre-2013 Pool of Unfunded Accrued Liability (UAL) to CalPERS recently had been completed. He added that the actual one-time payment was $218,247 instead of the $227,957 that the Board had previously approved. He described the savings the Authority would accrue over the years as a result of that payment.

Agenda Item *8.0 – Assembly Bills 341 and 1826 Update* | Presenter *Stan Hakes – Executive Director*

Mr. Hakes highlighted AB 341 requiring a commercial recycling program and notifying businesses about the law, while AB 1826 required a commercial organics program along with notification to businesses. He presented the background of RecycleMore's compliance efforts, and reported that on January 1, 2019 CalRecycle had identified a new threshold for compliance of AB 1826 for 4 cubic yards of disposal. To that end, staff had prepared and mailed letters to all businesses that would be required to meet the new threshold. Site visits with each Member Agency and RecycleMore staff had been set up with the CalRecycle representative. He explained that if CalRecycle had any further concerns, the Authority should know by March 2019.

The Board received the update.

Agenda Item *8.1 – Legislation Update* | Presenters: *Larry Sweetser, Sweetser and Associates*

Larry Sweetser, Sweetser and Associates, highlighted SB 212, the first nationwide extended producer responsibility bill for household sharps and pharmaceuticals, broken out into two separate programs. He noted that RecycleMore had already implemented programs for sharps and pharmaceuticals. He explained that there were limits on the number of pharmaceutical collection points where the statute allowed three to four drop-off locations for pharmaceuticals. Sharps focused on the statute of a mail away program, and how that would interact with the statute change remained to be seen. Since RecycleMore was already doing those programs, he suggested there could be an ability to pay for those ongoing programs. The legislation would also target controlled substances although that would involve different collection points. He described what was and what was not included in the program and identified the collection locations as primarily police stations, hospitals with pharmacies, and others.

Director Lyman noted that Contra Costa County had recommended take-backs of controlled substances by the dispensaries as a way to address the opioid epidemic.

Mr. Hakes explained that the County had adopted a mandatory take-back program for pharmaceuticals.

Mr. Hakes clarified that RecycleMore worked with the Member Agencies to promote pharmaceutical take-back locations and the RecycleMore newsletter included information about its HHW programs and the pharmaceutical

collections. Ways to further publicize the program were solicited and a member of the Board recommended that notices of take-back collection points be included with the pharmaceuticals when dispensed.

Mr. Sweetser clarified that there were a series of penalties involved through CalRecycle. As to how non-covered items would be addressed, such as animal medications, was as yet unknown. He added that there were a number of lawsuits by the pharmaceutical companies. He urged RecycleMore not to let the statute and regulations take away from options currently available, particularly since the statute required only three or four collection locations.

Mr. Sweetser reported that the comment period for the regulations for SB 1383 related to organics would end on March 4, 2019, and the regulations would be formally adopted in late 2019 or early 2020, with most regulations to be in place by 2022. The legislation intended to reduce methane emissions on statewide targets with statewide objectives, would be implemented by CalRecycle. He reported that a full Environmental Impact Report (EIR) would be done on the regulations as part of the package. Regulations related to collection, education, edible food recovery, procurement, increased reporting, and enforcement penalties, among others. He detailed the proposed regulations which included such things as a change in color of container, contamination minimization, route reviews, and inspection of local businesses; noted the multiple questions that had yet to be addressed; and stated that significant rate increases were expected to implement the program.

Mr. Sweetser recommended that the regulations be monitored, baselines be identified, current disposal amounts and types be assessed, current programs including education be assessed, needs and targets be determined, needed resources be identified to implement the regulations, and existing programs be evaluated to get a plan in place pending final regulations. He responded to comments and noted it was likely the regulations would be an unfunded mandate.

Legal Counsel Bakker noted that SB 1383 is likely a State mandate. He noted that State government officials have in the past communicated that they are not required to provided local funding to address the mandates of SB 1383, as the jurisdictions could fund the mandated programs by increasing rate revenue.

Mr. Hakes commented that a number of agencies had hired a consultant to draft an SB 1383 plan for their organizations. He said it might be premature for RecycleMore to do so, as the SB 1383 regulations were still in process. Mr. Hakes suggested An SB 1383 Plan might be something to consider in the future to set the Authority on a positive course.

The Board received the update.

Agenda Item 8.2 – Joint Exercise of Powers Agreement (JEPA) Update | Presenter *Stan Hakes - Executive Director*

Discussion: Mr. Hakes reported that the Board's direction at the July 2018 meeting was to refer JEPA issues to the city managers and provide regular updates to the Board. The city managers had met twice in August and had come to agreement on seven of the eight remaining JEPA issues, with the final issue being the disbursement of funds upon withdrawal.

Mr. Hakes advised that the city managers had met again on January 7, 2019 when two new city managers were involved. That meeting ended without a resolution. He referred to letters in the packet from the cities of San Pablo, Pinole, and Hercules identifying their position on the JEPA process. He asked the Board for potential direction as to next steps.

Conclusion: The Board took the following action:

MOTION by Director Murray to direct staff to request the City Managers move forward with the JEPA update consistent with the City Managers Framework and in subsequent member agency letters and City Manager's group agreement of August 2018. **SECOND** by Director Myrick.

MOTION PASSED by the following vote: Ayes: Bates, Lyman, Murray, Myrick, Pineda and Romero; Nay: Choi; Absent: None

---

Agenda Item *8.3* – Re-schedule or Cancel February 2019 Board Meeting | Presenter *Stan Hakes - Executive Director*

Discussion: Mr. Hakes described the challenges being able to produce a packet prior to the next scheduled meeting on February 14, highlighted the items that could be on the next meeting agenda, and recommended alternative dates.

Motion by Director Bates that staff and the Chair determine the next meeting date. The motion failed due to a lack of a second to the motion.

Chair Choi recommended conformance with the regular meeting schedule.

Conclusion: The Board took the following action:

MOTION by Director Romero to cancel the February 14, 2019 Board meeting date. **SECOND** by Director Lyman.

MOTION PASSED unanimously.

BOARD MEMBER AND STAFF ANNOUNCEMENTS

Director Romero requested that the Authority draft a letter of appreciation and prepare a plaque to be presented to former Director Valdez from San Pablo in honor of her dedication to the West Contra Costa Integrated Waste Management Authority.

Director Myrick noted that he may or may not be selected to continue with the Authority and if this was his last meeting he offered his thanks and appreciation to the Board.

ADJOURNMENT

With consensus of the Board, Chair Choi adjourned the meeting at 9:20 P.M. until the next regular Board meeting scheduled for March 14, 2019.

I hereby certify the foregoing to be a true and correct statement of the Official Minutes of the West Contra Costa Integrated Waste Management Authority Board meeting held January 24, 2019.

_____

Board Secretary Date

DRAFT

recyclemore
WEST CONTRA COSTA INTEGRATED WASTE MANAGEMENT AUTHORITY

Agenda Report

Date: March 14, 2019

To: West Contra Costa Integrated Waste Management Authority Board

From: Stan Hakes, Executive Director

Subject: Schedule Interim Organization Report for April 11, 2019 Board Meeting

---

ACTIONS REQUESTED

Schedule Board consideration of a proposed Interim Organization Report for the April 11, 2019 Board meeting.

BACKGROUND

The West Contra Costa Integrated Waste Management Authority (Authority) will soon be an organization in transition. The Executive Director announced in July of last year that he would retire on or around July 30, 2019; A Request for Proposals (RFP) has been prepared and the Board is tentatively scheduled to consider proposals which could lead to retaining the current Authority Legal counsel (Meyers Nave) or selecting a new Legal Counsel firm; one of the two Program Managers will end employment on April 25, 2019; and the Manager of Administration is scheduled to retire on June 30, 2019.

These positions will soon be vacant but essential Authority services and responsibilities remain:

- HHW Programs
- Compliance with State law
    - Annual reports to Cal Recycle
    - AB 939 and subsequent laws - diversion levels
    - AB 341 (mandatory commercial recycling) and AB 1826 (mandatory organics collection) and SB 1383
- Post-Collection Agreement Compliance and Management
- Set Post-Collection Rates
- Outreach and Education
- Legislative Updates

Staff plans to prepare an Interim Organization Report with recommendations for interim staffing and other resources to address essential services and responsibilities, especially staying in compliance with AB 341, AB 1826 and beginning SB 1383 work so that the Authority does not fall behind and have future difficulties in complying with SB 1383. This report is tentatively scheduled to be completed by the end of March and would be presented to the Board at the April 11, 2019 Board meeting.

It is recommended the Board schedule consideration of a proposed Interim Organization Report for the April 11, 2019 Board meeting.

FISCAL IMPACT

There are no fiscal impacts associated with the action recommended in this report.

RECOMMENDED ACTIONS

Schedule Board consideration of a proposed Interim Organization Report for the April 11, 2019 Board meeting.

Approved by:

Stan Hakes
Executive Director

recyclemore
WEST CONTRA COSTA INTEGRATED WASTE MANAGEMENT AUTHORITY

Agenda Report

Date: March 14, 2019

To: West Contra Costa Integrated Waste Management Authority Board

From: Stan Hakes, Executive Director

Subject: Amendment to Agreement with Anita Tucci-Smith LLC for Board Meeting Minute Services

---

ACTION REQUESTED

Authorize the Executive Director to approve an amendment to the existing agreement with Anita Tucci-Smith, LLC, Inc., for Board meeting minute services, extending the agreement ending date to March 30, 2020 and increasing the agreement amount by $7,100 from $5,900, to a total of up to $13,000.

BACKGROUND

In September 2018, the Executive Director approved an agreement in an amount not to exceed $5,900 with Anita Tucci-Smith LLC to provide Board meeting minute services. At that time, staff was focused on AB 341-AB 1826 compliance and numerous other priority projects, and was behind on preparation of Board meeting minutes. It was intended that Ms. Smith's services would end in mid-2019, after AB 341-AB 1826 compliance submittals and other priority projects were completed.

In September 2018, it was known the Executive Director would retire in July 2019. Since that time, two other employees have announced they will be leaving RecycleMore. One Program Manager will leave on April 25, 2019 and the Manager of Administration is scheduled to retire on June 30, 2019.

Three of the five RecycleMore staff positions will become vacant in the next five months, and still RecycleMore essential responsibilities will continue. Additional resources are needed to keep RecycleMore operating during the transition period to hire new employees and/or obtain additional contract services.

Staff recommends that RecycleMore extend the agreement with Anita Tucci-Smith LLC to provide some resources to continue an essential administrative responsibility (Board minutes). A sample amendment between RecycleMore and Anita Tucci-Smith is included with this report (See Attachment 1). The amendment would extend the agreement deadline from June 30, 2019 to March 30, 2020. An additional $7,100 in funding is also included in the proposed amendment.

There may be minor changes needed to finalize this amendment. These changes would not affect the scope of work, the cost or other major components of the amendment or the agreement. It is recommended the Board authorize the Executive Director to approve an amendment to the agreement with Anita Tucci-Smith to provide the recommended services.

FISCAL IMPACT

The FY2018-19 Budget includes about $228,000 for various outside professional services. A significant portion of these funds are directed toward paying for legal counsel and financial services. After subtracting the funds allocated for legal counsel and financial services, there are sufficient funds to pay for the proposed Board meeting minute services recommended in this report.

RECOMMENDED ACTION

Authorize the Executive Director to approve an amendment to the existing agreement with Anita Tucci-Smith, LLC, Inc., for Board meeting minute services, extending the agreement ending date to March 30, 2020 and increasing the agreement amount by $7,100 from $5,900, to a total of up to $13,000.

Submitted by:

Stan Hakes
Executive Director

Attachment 1: Sample amendment to agreement between RecycleMore and Anita Tucci-Smith LLC

AMENDMENT No. 1
to
AGREEMENT FOR SERVICES
BETWEEN THE WEST CONTRA COSTA INTEGRATED WASTE MANAGEMENT AUTHORITY (RECYCLEMORE) AND
ANITA TUCCI-SMITH, LLC (CONSULTANT)

This Amendment No. 1 (Amendment) is made by and between the West Contra Costa Integrated Waste Management Authority (RecycleMore) and Anita Tucci-Smith LLC, Limited Liability Corporation (Consultant), (together referred to as the Parties), as of March 14, 2019.

RECITALS

WHEREAS, the RecycleMore Executive Director is authorized to execute agreements for professional services in an amount of $10,000 or less; and

WHEREAS, on September 20, 2018, the Executive Director entered into an professional Agreement for Services not to exceed $5,900 with Anita Tucci-Smith LLC for Board meeting minute preparation services; and

WHEREAS, the Agreement for Services (Agreement) dated September 20, 2018 between RecycleMore and Consultant includes a term of agreement from September 20, 2018 through June 30, 2019; and

WHEREAS, a time extension and additional funds to continue Board meeting minute preparation services through March 30, 2020 is acceptable to Consultant and would be beneficial to RecycleMore;

WHEREAS, on March 14, 2019 RecycleMore Board of Directors passed a motion approving Amendment #1 to the Agreement between RecycleMore and Consultant to extend the time period of the Agreement through March 30, 2020 and to approve additional funding in the amount of $7,100 thus increasing the not-to-exceed cost of the Agreement to $13,000.

The Parties therefore agree as follows:

AGREEMENT

Section 1 General Provisions

The foregoing Recitals are true and correct and incorporated herein by reference.

Section 2 Increase of Compensation; Amendment of Section 4

Section 4.1 of the Agreement is amended to read as follows:

1. Fees. CONSULTANT fees shall not exceed $13,000.

Section 3 Revised Term of Agreement; Amendment of Section 5

Section 5 of the Agreement is amended to read as follows:

Unless otherwise agreed to in writing, the term of this Agreement shall be from September 20, 2018 through March 30, 2020.

Section 5 Effect of this Amendment

Except as the Agreement has been expressly modified by this Amendment, the Agreement shall continue in full force and effect according to its terms.

Section 6 Counterparts

This Amendment may be executed in multiple counterparts, each of which shall be an original and all of which together shall constitute one agreement.

The Parties have executed this Amendment to the Agreement as of the Effective Date.

RECYCLEMORE		ANITA TUCCI-SMITH, LLC.	
Signature	_____	Signature	_____
Name	Stan Hakes	Name	Anita L. Tucci-Smith
Title	Executive Director	Title	Member
Date	_____	Date	_____

recyclemore
WEST CONTRA COSTA INTEGRATED WASTE MANAGEMENT AUTHORITY

Agenda Report

Date: March 14, 2018

To: West Contra Costa Integrated Waste Management Authority Board

From: Andrew Schneider, Program Manager and Stan Hakes, Executive Director

Subject: Republic Fourth Quarter 2018 Post-Collection Agreement Report

---

ACTION REQUESTED

Receive and file Post-Collection Agreement Fourth Quarter 2018 Report as submitted by Republic Services.

BACKGROUND

On October 10, 2013, the West Contra Costa Integrated Waste Management Authority (also known as RecycleMore) entered into an agreement with Republic Services for Post-Collection Recycling and Disposal Services. This agreement is commonly known as the Post-Collection Agreement or PCA. The PCA established service and performance standards to assure the Authority and its member agencies meet their legal obligations of the State of California. The PCA also gives the Authority tools to monitor compliance, administer programs, and the ability to enforce the Authority's rights.

At the December 10, 2015 Board meeting, Republic Services and R3 Consulting Group provided a presentation to the Board on progress and compliance in meeting the provisions of the PCA. At that Board meeting, Board comments were made that the Republic written quarterly and annual PCA progress reports should be provided to the Board. Since that time, staff has included a copy of the Republic PCA quarterly and annual reports in the Board agenda packet at the next Board meeting after the report is completed and submitted to staff.

FOURTH QUARTER 2018 REPORT

Republic provided the 2018 Fourth Quarter Report within the required 35 days from the end of the quarter. The report shows inbound and outbound tonnages from the transfer station and processing facilities, as well as community and school program metrics. The fourth quarter report is attached.

Staff has not included a list of highlights of the 2018 Fourth Quarter report. Staff continues to be focused on AB 1826 and AB 341 compliance and other top priority projects. Republic is required to provide RecycleMore with the 2018 PCA Annual Report by April 1, 2019. Staff plans to carefully review the 2018 Annual Report and provide the Board with a report at the April or May 2019 Board meeting.

FISCAL IMPACT

None.

RECOMMENDED ACTION

Receive and file Post-Collection Agreement Fourth Quarter 2018 Report as submitted by Republic Services.

Approved by:

Stan Hakes
Executive Director

Attachment 1: Republic Fourth Quarter 2018 Post-Collection Report

REPUBLIC SERVICES

3260 Blume Drive, Suite 100, Richmond, CA 94608
o 510.262.7100 f 510.262.7187 republicservices.com

February 4, 2019

Andy Schneider
Source Reduction & Recycling Program Manager
RecycleMore – West Contra Costa Integrated Waste Management Authority
13831 San Pablo Avenue
San Pablo, CA 94806

Maria Sanders
City of El Cerrito
10890 San Pablo Ave
El Cerrito, CA 94530

Subject: 2018 Fourth Quarter Report for Post-Collection Recycling and Disposal Services Agreement

Dear Andy and Maria,

Attached is the 2018 Fourth Quarter Report as stipulated in Article 4.14.1 of the Agreement. The following tables are included:

- Table 1A: Inbound JPA Solid Waste Tonnage
- Table 1B: Outbound JPA Solid Waste Tonnage
- Table 2A: Inbound Tonnage to West Contra Costa Sanitary Landfill for Processing
- Table 2B: Outbound Processed Compost Tonnage from West Contra Costa Sanitary Landfill
- Table 3A: Inbound Residential Recycling Tonnage Diverted to WCRR
- Table 3B: Commercial Dry Waste Processing Tonnage Diverted to WCRR
- Table 3C: Industrial Dry Waste Processing Tonnage Diverted to WCRR
- Table 3D: El Cerrito Commercial Dry Waste Processing Tonnage Diverted to WCRR
- Table 4A: West County Resource Recovery JPA Allocated Material Sales Tonnage
- Table 4B: West County Resource Recovery Residual Tonnage to Keller Canyon
- Table 5: West Contra Costa County Community Cleanup Events
- Table 6: Scheduled E-Waste/ On-Call Bulky Item Pick-ups
- Table 7: E-Waste/ On-Call Bulky Item Pick-ups quantity and weight
- Table 8: Compost Giveaway/ Donations
- Table 9: List of Special Community Events attended
- Table 10: Customer Outreach/ Service Changes
- Table 11: Construction and Demolition Recovery

- Table 12: JPA Dry Waste Processing Tonnage
- Table 13: WCRR, GBTS, WCCSL Permits Status
- Table 14: Number of New Service Accounts
- Table 15: School & Education Outreach Metrics

If you have any questions, please contact Peter Nuti at (510) 231-4203.

Sincerely,

Shawn Moberg
General Manager
Republic Services



2018 4th Quarter Report for Post-Collection Recycling and Disposal Services Agreement

February 4, 2019

Prepared by

REPUBLIC SERVICES

We'll handle it from here.™

Table 1A
Inbound JPA Solid Waste Tonnage
4th Quarter 2018

City	October	November	December	Quarter Total
Richmond				
Residential	1,883	1,877	1,895	**5,654**
Commercial	1,049	909	931	**2,888**
Industrial	1,193	1,070	1,109	**3,372**
Monthly Total	**4,124**	**3,856**	**3,935**	**11,915**
San Pablo				
Residential	492	605	491	**1,588**
Commercial	306	293	312	**911**
Industrial	155	142	134	**431**
Monthly Total	**953**	**1,041**	**937**	**2,931**
Unincorporated West Contra Costa County				
Residential	638	650	605	**1,894**
Commercial	118	99	119	**336**
Industrial	31	31	29	**90**
Monthly Total	**787**	**780**	**753**	**2,320**
El Cerrito				
Residential	620	599	585	**1,804**
Commercial	0	0	0	**0**
Industrial	52	77	75	**205**
Monthly Total	**673**	**676**	**660**	**2,009**
Pinole				
Residential	361	344	336	**1,042**
Commercial	220	188	211	**619**
Industrial	96	83	95	**274**
Monthly Total	**677**	**616**	**642**	**1,935**
Hercules				
Residential	401	342	354	**1,097**
Commercial	119	114	121	**354**
Industrial	73	74	52	**199**
Monthly Total	**593**	**531**	**526**	**1,650**
			Quarter Total	**22,760**

REPUBLIC SERVICES

Table 1B
Outbound JPA Solid Waste Tonnage
4th Quarter 2018

City	October	November	December	Quarter Total
Richmond				
Residential	1,952	1,952	1,737	5,641
Commercial	1,087	945	853	2,886
Industrial	1,237	1,114	1,016	3,367
Monthly Total	**4,276**	**4,012**	**3,606**	**11,893**
San Pablo				
Residential	510	630	450	1,590
Commercial	317	305	286	908
Industrial	161	148	123	432
Monthly Total	**988**	**1,083**	**859**	**2,930**
Unincorporated West Contra Costa County				
Residential	662	676	555	1,893
Commercial	122	103	109	334
Industrial	32	32	26	90
Monthly Total	**816**	**812**	**690**	**2,318**
El Cerrito				
Residential	643	623	536	1,802
Commercial	0	0	0	0
Industrial	54	80	69	203
Monthly Total	**698**	**703**	**605**	**2,006**
Pinole				
Residential	375	358	308	1,041
Commercial	228	196	193	617
Industrial	100	87	87	273
Monthly Total	**702**	**641**	**588**	**1,931**
Hercules				
Residential	416	356	324	1,096
Commercial	124	119	111	353
Industrial	75	77	48	200
Monthly Total	**615**	**552**	**482**	**1,650**
			Quarter Total	**22,727**

REPUBLIC SERVICES

Table 2A
Inbound Tonnage to West Contra Costa Sanitary Landfill for Processing
4th Quarter 2018

Organics and Food Scraps				
City	October	November	December	Quarterly Total
Richmond	1,125	989	987	**3,102**
San Pablo	248	264	225	**737**
Unincorporated West Contra Costa County	406	375	308	**1,088**
El Cerrito	330	298	296	**924**
Pinole	230	205	187	**622**
Hercules	222	161	168	**552**
			Quarterly Total	**7,025**

Mixed C&D/ Concrete				
City	October	November	December	Quarterly Total
Richmond	336	268	256	**860**
San Pablo	7	16	21	**44**
Unincorporated West Contra Costa County	5	11	4	**20**
El Cerrito	20	7	3	**30**
Pinole	108	90	75	**273**
Hercules	95	91	101	**287**
			Quarterly Total	**1,514**

REPUBLIC SERVICES

Table 2B
Outbound Processed Compost Tonnage from West Contra Costa Sanitary Landfill
4th Quarter 2018

Total Finished Compost (tons)				
City	October	November	December	Quarterly Total
Richmond	593	100	58	**750**
San Pablo	121	24	12	**156**
Unincorporated West Contra Costa County	185	32	16	**233**
El Cerrito	150	26	15	**191**
Pinole	106	18	10	**134**
Hercules	108	15	9	**132**
			Quarterly Total	**1,596**

Total Compost Overs/Beneficial Reuse (tons)				
City	October	November	December	Quarterly Total
Richmond	821	830	665	**2,316**
San Pablo	167	198	137	**502**
Unincorporated West Contra Costa County	257	269	181	**707**
El Cerrito	208	213	174	**596**
Pinole	147	153	111	**411**
Hercules	149	122	108	**379**
			Quarterly Total	**4,910**

Total Residues from WCCSL Compost Facility (tons)				
City	October	November	December	Quarterly Total
Richmond	7	92	115	**214**
San Pablo	2	22	27	**51**
Unincorporated West Contra Costa County	2	30	37	**69**
El Cerrito	2	24	29	**55**
Pinole	1	17	21	**39**
Hercules	1	14	17	**32**
			Quarterly Total	**461**

REPUBLIC SERVICES

Table 3A
Inbound Residential Recycling Tonnage Diverted to WCRR
4th Quarter 2018

City	October	November	December	Quarterly Total
Richmond				
Residential Curbside	1,079	1168	1,183	**3,430**
San Pablo				
Residential Curbside	237	309	266	**812**
Unincorporated West Contra Costa County				
Residential Curbside	341	367	340	**1,048**
Pinole				
Residential Curbside	194	195	190	**579**
Hercules				
Residential Curbside	234	214	223	**671**
Monthly Total	**2,086**	**2,254**	**2,201**	**6,540**

Table 3B
Commercial Dry Waste Processing Tonnage Diverted to WCRR
4th Quarter 2018

City	October	November	December	Quarterly Total
Richmond				
Dry waste/Cardboard/ and Mixed Recycling	433	386	384	**1,202**
San Pablo				
Dry waste/Cardboard/ and Mixed Recycling	124	127	103	**353**
Unincorporated West Contra Costa County				
Dry waste/Cardboard/ and Mixed Recycling	52	46	42	**140**
Pinole				
Dry waste/Cardboard/ and Mixed Recycling	67	83	65	**214**
Hercules				
Dry waste/Cardboard/ and Mixed Recycling	37	42	37	**117**
Monthly Total	**712**	**684**	**630**	**2,027**

Table 3C
Industrial Dry Waste Processing Tonnage Diverted to WCRR
4th Quarter 2018

City	October	November	December	Quarterly Total
Richmond				
Industrial Dry Waste/ Source Separated	445	441	356	**1,241**
San Pablo				
Industrial Dry Waste/ Source Separated	3	4	19	**26**
Unincorporated West Contra Costa County				
Industrial Dry Waste/ Source Separated	40	31	18	**89**
Pinole				
Industrial Dry Waste/ Source Separated	28	35	28	**91**
Hercules				
Industrial Dry Waste/ Source Separated	31	30	31	**92**
Monthly Total	**546**	**542**	**452**	**1,541**

Table 3D
El Cerrito Commercial and Industrial Dry Waste Processing Tonnage Diverted to WCRR
4th Quarter 2018

City	October	November	December	Quarterly Total
El Cerrito				
Commercial Dry waste/Cardboard/ and Mixed Recycling	1	2	2	**5**
Industrial Dry waste/Cardboard/ and Mixed Recycling	0	0	0	**0**
Monthly Total	**1**	**2**	**2**	**5**

Table 4A
West County Resource Recovery JPA Allocated Material Sales Tonnage
4th Quarter 2018

Type	October	November	December	Quarterly Total
Glass	12	10	15	**36**
Paper	111	93	126	**330**
OCC	373	322	230	**925**
HDPE	14	0	12	**26**
PET	9	6	5	**20**
Mixed Plastic	0	0	0	**0**
Aluminum	5	5	3	**13**
Tin Can	16	13	0	**30**
Scrap Metal	0	0	0	**0**
Shrink Wrap	0	0	6	**6**
Wood	0	0	0	**0**
Organics sent for compost/digestion	0	0	0	**0**
Newby Island Comingled	1,691	1,558	1,469	**4,718**
Monthly Total	**2230**	**2,008**	**1,865**	**6,103**

Table 4B
West County Resource Recovery Residual Tonnage to Keller Canyon
4th Quarter 2018

Type	October	November	December	Quarterly Total
Residuals	825	810	872	**2,507**

Table 5
West Contra Costa County Community Cleanup Events
4th Quarter 2018

Event Name	City	Date	Material Type	Tonnage Collected	Tonnage Disposed	Tonnage Recycled	Tonnage Composted
Dumpster Day	Pinole	10/6/2018	MSW	14	14	N/A	N/A
Richmond Village and North Richmond Neighborhood Clean up	Richmond	10/13/2018, 10/27/2018	MSW	80	80	N/A	N/A
Tara Hills Cleanup Day	San Pablo	11/10/2018	MSW	9	9	N/A	N/A
Dumpster Day	San Pablo	11/3/2018	MSW	12	12	N/A	N/A
Tara Hills Cleanup Day wood box	San Pablo	11/10/2018	Wood	2	N/A	N/A	2
City of San Pablo metal box	San Pablo	11/10/2018	Metal	2	N/A	2	N/A
El Sobrante Community Cleanup	Unincorporated West County	106/2018	MSW	6	6	N/A	N/A
El Sobrante Community Cleanup wood box	Unincorporated West County	106/2018	Wood	0.32	N/A	N/A	N/A

Table 6
Scheduled E-Waste/ On-Call Bulky Item Pick-ups
4th Quarter 2018

City	October	November	December
Richmond	213	236	233
San Pablo	47	18	22
Unincorporated West Contra Costa County	64	64	96
Pinole	38	41	66
Hercules	1	0	0

Table 7
E-Waste/ On-Call Bulky Item Pick-ups quantity and weight
4th Quarter 2018

	No. of E-Waste Items	No. of Bulky Items	Estimated Combined Lbs.
Month	**Richmond**		
October	37	547	47,363
November	35	583	50,376
December	33	581	50,159
	San Pablo		
October	1	54	4,613
November	6	22	2,011
December	5	27	2,412
	Unincorporated County		
October	4	83	7,149
November	3	80	6,870
December	5	117	10,062
	Pinole		
October	0	40	3,400
November	1	46	3,933
December	0	71	6,035
	Hercules		
October	0	1	85
November	0	0	0
December	0	0	0

Table 8
Compost Giveaway/ Donations
4th Quarter 2018

City or Location	Site or Event Name	Date of giveaway	Amount Provided
Richmond	City of Richmond - Compost Giveaway	10/20/2018	15YD
Richmond	Richmond High School - Agriculture Course	12/20/2018	20YD

Table 9
List of Special Community Events attended
4th Quarter 2018

Name of Event	Date	City Representing	Name of Republic Services Representative
6th Annual North Richmond Green Festival	4/21/2018	Richmond / Unincorporated West County	Reagan and Terry
San Pablo, Easter Egg Hunt	3/24/2018	San Pablo	Reagan and Terry
San Pablo, Cinco de Mayo @ St. Paul's	5/5/2018	San Pablo	Reagan and Terry
Richmond, Cinco de Mayo	5/6/2018	Richmond	Reagan and Terry
Hercules Dumpster Day	5/5/2018	Hercules	Nicole and Terry
Richmond Senior Health Fair	5/9/2018	Richmond	Reagan and Terry
Hercules HHW event	5/19/2018	Hercules, Pinole, Crockett, Rodeo, etc.	Peter, Nicole, Reagan, Terry
Richmond Juneteenth	6/16/2018	Richmond	Reagan and Terry
Pinole Car Show	6/24/2018	Pinole	Reagan and Terry
County HHW Event	8/4/0218	Unincorporated West County	Peter, Nicole, Reagan, Terry
Pinole's National Night Out	8/7/2018	Pinole	Reagan and Terry
El Sobrante Stroll	9/16/2018	Unincorporated West County	Reagan and Terry
Richmond HHW event	9/22/2018	Richmond	Peter, Nicole, Reagan, Terry

Table 10
Commercial Food Scrap program Signups
4th Quarter 2018

	Name of business	City
1	EL CERRITO NATURAL GROC	EL CERRITO
2	HARDING ELEMENTARY	EL CERRITO
3	ALL CREATURES	EL CERRITO
4	JACK IN THE BOX #418	EL SOBRANTE
5	SAM'S DOG HOUSE	EL SOBRANTE
6	ORIGINAL RED ONION	EL SOBRANTE
7	PHO SAIGON NOODLE & GRILL	EL SOBRANTE
8	TAQUERIA DONA MARIA	EL SOBRANTE
9	EL CHALAN	EL SOBRANTE
10	KALIENTE RESTAURANT	EL SOBRANTE
11	FOUR CORNERS PIZZA &PASTA	EL SOBRANTE
12	CALIFORNIA THAI RESTAURANT	EL SOBRANTE
13	P J'S	EL SOBRANTE
14	H.S. FISH AND CHIPS	EL SOBRANTE
15	J MENDEZ INC	EL SOBRANTE
16	EXTREME PIZZA	EL SOBRANTE
17	LOS CERROS MEXICAN GRILL	EL SOBRANTE
18	HOPE LUTHERAN PRE SCHOOL	EL SOBRANTE
19	EAST BAY REG PARK-KENNEDY GRV	EL SOBRANTE
20	EL TROMPUDO	EL SOBRANTE
21	MCDONALD'S	HERCULES
22	ROUND TABLE	HERCULES
23	CHOKO'S CUISINE	HERCULES
24	VENTURE COMMERCE CENTER	HERCULES
25	LEILA BY THE BAY	HERCULES
26	MULTIPLE ORGANICS	HERCULES
27	BIO RAD LAB	HERCULES
28	BIO RAD LAB	HERCULES
29	AVENTINE RETAIL CENTER	HERCULES
30	PINOLE GROCERY OUTLET	PINOLE
31	VALLEY PRODUCE MARKET	PINOLE
32	TRADER JOES	PINOLE
33	CHUCK E CHEESE	PINOLE
34	CHIPOTLE MEX GRILL #1505	PINOLE
35	SABOR LATINO 17	PINOLE
36	FOSTER FREEZE	PINOLE
37	CHINA DELIGHT	PINOLE
38	SAM'S DOG HOUSE INC	PINOLE
39	MC DONALD'S	PINOLE
40	KING VALLEY	PINOLE
41	ABBY'S GRILL	PINOLE
42	TAQUERIA SANCHEZ	PINOLE
43	THE NEW DELI	PINOLE
44	CAFE MARRON	PINOLE
45	THE ALLEY CAFE	PINOLE
46	THE BEAR CLAW	PINOLE
47	PINOLE CREEK CAFE	PINOLE
48	ROUND TABLE PIZZA	PINOLE
49	HOMETOWN BUFFET	PINOLE
50	OUTBACK STEAKHOUSE	PINOLE
51	PAPA MURPHYS	PINOLE
52	PEAR STREET BISTRO	PINOLE
53	RISTORANTE DUE ROSE	PINOLE
54	TACHIKAWA	PINOLE
55	EAST BAY COFFEE	PINOLE
56	ANTLERS TAVERN	PINOLE
57	MAGGANAS - UNCLE CHUNG	PINOLE
58	MAGGANAS - TANDOORI	PINOLE
59	MAGGANAS - TAQUERIA MORENA	PINOLE
60	PHONOMENAL	PINOLE
61	PINOLE PET	PINOLE
62	SENIOR CENTER	PINOLE
63	SMART STOP	PINOLE
64	PINOLE SHELL	PINOLE
65	WCC BUSINESS DEV CNTR	PINOLE
66	SENIOR HOUSING	PINOLE
67	APPLEBEE'S-AAG II #7787	PINOLE
68	CHRIST THE LORD EPISCOPAL	PINOLE
69	STARBUCKS #24525	PINOLE
70	MC DONALD'S	PINOLE
71	SPROUTS FARMERS MARKET #401	PINOLE
72	HOLIDAY RETIREMENT #5010001	PINOLE
73	NUBUNA KOREAN BBQ	PINOLE
74	STARBUCKS (FITZGERALD)	PINOLE
75	LA REVOLUCION	RICHMOND
76	ANGIES RESTAURANT/BAKERY	RICHMOND
77	HOTEL MAC RESTURANT	RICHMOND
78	LA FERRA RESTAURANT	RICHMOND
79	LA FLOR DE JALISCO	RICHMOND
80	PHILADELPHIA HOAGIE STATI	RICHMOND
81	LA ESTRELLA	RICHMOND
82	EL TAPATIO RESTAURANT	RICHMOND
83	LA FLOR DE JALISCO	RICHMOND
84	TAQUERIA CHAVINDA	RICHMOND
85	3 HERMANAS	RICHMOND
86	ROUND TABLE PIZZA	RICHMOND
87	SAIGON SEAFOOD / HARBOR REST	RICHMOND
88	EL TAZUMAL RESTURANT #2	RICHMOND
89	BOTTO (IL CANTUCCIO INC)	RICHMOND
90	ANDY'S DONUT SHOP	RICHMOND
91	ZOE'S COOKIES	RICHMOND
92	CASSANDRA'S WEDDING CAKES	RICHMOND
93	CAFE PASCAL	RICHMOND
94	RANCHO MARKET	RICHMOND
95	ARRINGTON MARKET	RICHMOND
96	COZY CORNER CAFE	RICHMOND
97	PANADERIA GUATEMALTECA	RICHMOND
98	EL NUEVO MUNDO NHO CENTER	RICHMOND
99	PT RICHMOND MARKET	RICHMOND
100	NEW HENG FATH MARKET	RICHMOND
101	BARRETT AVE MARKET	RICHMOND
102	LA LOMA #1	RICHMOND
103	LOTUS FOODS INC	RICHMOND
104	LOS MEXICANOS DELI	RICHMOND
105	RICHMOND GROCERY OUTLET	RICHMOND
106	ASA FOOD CENTER	RICHMOND
107	JOES MARKET	RICHMOND
108	6TH STREET MARKET	RICHMOND
109	LA RAZA MARKET	RICHMOND
110	CAZADORES MARKET	RICHMOND
111	OHIO MARKET	RICHMOND
112	MI PABLO MARKET	RICHMOND
113	MI TIERRA SUPERMERCADO	RICHMOND
114	LA RAZA #2	RICHMOND
115	SANTA FE MARKET	RICHMOND
116	EL CAMPESINO MARKET	RICHMOND
117	VAL MAR MARKET	RICHMOND
118	THE NEW PEPITOS	RICHMOND
119	WILLIAM'S NATURAL FOODS	RICHMOND
120	RICHMOND GALLEO CLUB	RICHMOND
121	RICHMOND RESCUE MISSION	RICHMOND
122	RICHMOND RESCUE MISSION	RICHMOND
123	SHADY LANE REST HOME	RICHMOND
124	G G'S RESIDENTAL CARE	RICHMOND
125	BAU BAY ASST LIVING, INC	RICHMOND
126	EL SOL RESTAURANT	RICHMOND
127	MISTER PIZZA MAN	RICHMOND
128	CASPER'S HOT DOGS	RICHMOND
129	H SALT FISH & CHIPS	RICHMOND
130	PORTUMEX RESTAURANT INC	RICHMOND
131	LITTLE LOUIES DELI	RICHMOND
132	ANGELO'S GOURMET	RICHMOND
133	C J'S BBQ & FISH	RICHMOND
134	PUP HUT	RICHMOND
135	HACIENDA GRILL	RICHMOND
136	NEW YORK BAGELS	RICHMOND
137	EXTREME PIZZA	RICHMOND
138	TSING TAO RESTAURANT	RICHMOND
139	UP & UNDER PUB & GRILL	RICHMOND
140	ROUND TABLE PIZZA	RICHMOND
141	MOUNTAIN HARDWARE	RICHMOND
142	EL CAMELLO MARKET	RICHMOND
143	CHINA WOK	RICHMOND
144	NUTIVA	RICHMOND

145	SUNPOWER CORPORATION, SYS	RICHMOND
146	CRANE WAY PAVILION	RICHMOND
147	MARRIOTT COURTYARD	RICHMOND
148	CREATIVE SIGN CO / Advanced Home Energy	RICHMOND
149	SAN FRANCISCO ESTUARY INST.	RICHMOND
150	RICHMOND COUNTRY CLUB	RICHMOND
151	CATAHOULA COFFEE COMPANY	RICHMOND
152	MARINA BAY GRILL	RICHMOND
153	SYSTEMS MECHANICAL INC.	RICHMOND
154	ST DAVID'S SCHOOL	RICHMOND
155	CITY OF RICHMOND CIVIC CENTER PLAZA	RICHMOND
156	POGO PARK	RICHMOND
157	SHELDON ELEMENTARY	RICHMOND
158	GREENERPRINTER	RICHMOND
159	E BAY REG PARKS PT ISABEL	RICHMOND
160	URBAN REMEDY	RICHMOND
161	RICHMOND VILLAGE	RICHMOND
162	MAKING WAVES ACADEMY OFFICE	RICHMOND
163	METRO DOG	RICHMOND
164	GREEN'S KITCHEN	RICHMOND
165	PT SAN PABLO YACHT CLUB	RICHMOND
166	SUN BROTHERS	RICHMOND
167	CA DEPT OF HEALTH SERVICE	RICHMOND
168	FIESTA LATINA	RICHMOND
169	LA QUETZALTECA	RICHMOND
170	LA GRAN CHIQUITA RESTAURANT	RICHMOND
171	GRIP	RICHMOND
172	HELLO FRESH	RICHMOND
173	SHORES AT MARINA BAY	RICHMOND
174	THE CROSSING AT MARINA BAY:ARTISAN KITCHEN & CAFE	RICHMOND
175	ASPIRE RICHMOND CAL PREP	RICHMOND
176	TAQUERIA Y RASPADOS JR	RICHMOND
177	BENITO JUAREZ ELEMENTARY	RICHMOND
178	MAKING WAVES ACADEMY	RICHMOND
179	STG ASSET MANAGEMENT	RICHMOND
180	AMETHOD PUBLIC SCHOOL	RICHMOND
181	KALEIDOSCOPE COFFEE	RICHMOND
182	RICHMOND CHAMBER OF COMM	RICHMOND
183	BUG ID, INC.	RICHMOND
184	EAST BAY REG PARK - MILLER KNOX	RICHMOND
185	MERLE D HALL COMPANY	RICHMOND
186	BRICKYARD COVE MARINA	RICHMOND
187	LA FUSION	RICHMOND
188	CUTTING GAS & MINI MART	RICHMOND
189	ECONOMY INN	RICHMOND
190	YOME GARDEN BUFFET	RICHMOND
191	MAIN LIBRARY (RICHMOND SENIOR CENTER)	RICHMOND
192	LSA ASSOCIATION INC	RICHMOND
193	SHIELDS-REID COMMUNITY CE	RICHMOND
194	ALTEN CONSTRUCTION, INC	RICHMOND
195	EL TUNEL	RICHMOND
196	Q'S HALAL PIZZA	RICHMOND
197	MAY VALLEY COMMUNITY CENTER	RICHMOND
198	EAST BROTHER BEER COMPANY	RICHMOND
199	99 RANCH MARKET #83	RICHMOND
200	INDOOR CHILDERN PLAYGROUND	RICHMOND
201	AMAZON FULFILMENT	RICHMOND
202	BALTIC SQ. JOINT VENTURE	RICHMOND
203	CENTURY THEATRES	RICHMOND
204	ANH VIETNAMESE KITCHEN	RICHMOND
205	THE LIVING APOTHECARY	RICHMOND
206	MARINA BAY CROSSING,LLC	RICHMOND
207	LA BAHIA DE RIQUILISCO	RICHMOND
208	WESTROCK STARBUCKS 29156	RICHMOND
209	ENCORE OIL LLC	RICHMOND
210	WRIGHTWAY PROPERTIES-SP HARBOR	RICHMOND
211	LINDA'S BAKERY	RICHMOND
212	CALIF AUTISM FOUNDATION	RICHMOND
213	PROJECT MAKE	RICHMOND
214	CALIFORNIA OILS CORP	RICHMOND
215	BIO RAD LAB	RICHMOND
216	ALEX'S GIANT BURGER	SAN PABLO
217	LA LOMA #11	SAN PABLO
218	GROCERY OUTLET OF SAN PABLO	SAN PABLO
219	EVERGREEN II PRODUCE	SAN PABLO
220	EL PORVENIR PRODUCE MRKT	SAN PABLO
221	PEOPLES MARKET	SAN PABLO
222	HOUAKHONG MARKET	SAN PABLO
223	MI RANCHITO	SAN PABLO
224	FOOD BARN	SAN PABLO
225	NEW DC MEAT MARKET	SAN PABLO
226	CHICO'S MARKET	SAN PABLO
227	THAT LUANG MARKET	SAN PABLO
228	LA LOMA #5 INC.	SAN PABLO
229	JACK IN THE BOX #542	SAN PABLO
230	KEBAB EXPRESS	SAN PABLO
231	O HENRY DOUGHNUTS	SAN PABLO
232	POPEYE'S CHICKEN & BISCUIT	SAN PABLO
233	LOS COMPADRES TAQUERIA	SAN PABLO
234	JACK IN THE BOX #4353	SAN PABLO
235	MARISCOS LA PLAYITA, INC.	SAN PABLO
236	LA CHONA RESTAURANT	SAN PABLO
237	BLUE BAY THAI CUISINE	SAN PABLO
238	FINA PIZZA	SAN PABLO
239	DENNY'S	SAN PABLO
240	CHUMPA RESTAURANT	SAN PABLO
241	KIN SEN THAI	SAN PABLO
242	CHINA EXPRESS	SAN PABLO
243	HOAI HUONG COFFEE SHOP	SAN PABLO
244	LA STRADA	SAN PABLO
245	CAFE SOLEIL	SAN PABLO
246	SUSY'S BAKERY	SAN PABLO
247	PARTY TIME CATERING	SAN PABLO
248	SAN PABLO BILLIARD	SAN PABLO
249	CHURCH OF THE OPEN DOOR	SAN PABLO
250	AHMED A ALAUMAISI	SAN PABLO
251	ST PAULS CHURCH	SAN PABLO
252	POPEYE'S CHICKEN & BISCUI	SAN PABLO
253	HILL & SKETCHLEY (Bottles)	SAN PABLO
254	POLICE DEPARTMENT	SAN PABLO
255	SENIOR CENTER	SAN PABLO
256	SAN PABLO COMMUNITY CENTER	SAN PABLO
257	CC SAN PABLO LP	SAN PABLO
258	DAVIS PARK SENIOR CENTER/COMMUNITY BUILDING	SAN PABLO
259	CORP YARD SAN PABLO	SAN PABLO
260	EL TAZUMAL	SAN PABLO
261	EMERITUS ASSISTED LIVING	SAN PABLO
262	LA PLAZUELA	SAN PABLO
263	ANTOJITOS NICARAGUENSE MEXICAN	SAN PABLO
264	MIKE'S LIQUOR	SAN PABLO
265	HORNBILL RESTAURANT	SAN PABLO
266	CAM HONG DELI & RESTURANT	SAN PABLO
267	AMAZING KITCHEN	SAN PABLO
268	UNITED PALETERIA & NEVERIA INC	SAN PABLO
269	WANLASS PARK JOHN MEDLOCK	SAN PABLO
270	MAPLE HALL/CITY HALL	SAN PABLO
271	PATHIBHARA DEVI INC.	SAN PABLO
272	MC DONALD'S	SAN PABLO
273	LITTLE CAESER'S	SAN PABLO
274	NATION'S GIANT HAMBURGERS	SAN PABLO
275	NATION'S GIANT HAMBURGERS	SAN PABLO
276	LAS MONTANA'S SUPERMARKET	SAN PABLO
277	YUM TACO BELL	SAN PABLO
278	EMPIRE BUFFET	SAN PABLO
279	CC SAN PABLO LP	SAN PABLO
280	CC SAN PABLO LP	SAN PABLO
281	WIN SUSHI	SAN PABLO
282	PRINCETON PLAZA (Mountain Mikes)	SAN PABLO
283	STARBUCKS 22822 (At Princeton Plaza)	SAN PABLO

Table 11
JPA Cities and El Cerrito Construction and Demolition Recovery
4th Quarter 2018

JPA Cities Material (Inbound)	October	November	December
Incoming C&D	444.55	434.69	420.52
Incoming Dirt	-	16.15	-
Incoming Concrete	105.71	41.97	33.05
Incoming Wood	138.85	138.90	95.34
Totals	**689.11**	**631.71**	**548.91**

4th Quarter 2017 JPA Cities	October		November		December	
C&D Material Breakdown	C&D Recovery	% C&D Recovery	C&D Recovery	% C&D Recovery	C&D Recovery	% C&D Recovery
C&D Wood	123.58	17.93%	120.84	19.13%	116.90	21.30%
C&D Fines	150.70	21.87%	147.36	23.33%	142.56	25.97%
C&D Cardboard	8.00	1.16%	7.82	1.24%	7.57	1.38%
C&D Concrete	20.00	2.90%	19.56	3.10%	18.92	3.45%
C&D Sheet Rock	-	0.00%	-	0.00%	-	0.00%
C&D Carpet	-	0.00%	-	0.00%	-	0.00%
C&D Metals	23.56	3.42%	23.04	3.65%	22.29	4.06%
C&D Plastic	5.78	0.84%	5.65	0.89%	5.47	1.00%
C&D Shrink Wrap	2.22	0.32%	2.17	0.34%	2.10	0.38%
C&D Residual	110.69	16.06%	108.24	17.13%	104.71	19.08%
Source Separated Concrete	105.71	15.34%	41.97	6.64%	33.05	6.02%
Source Separated Dirt	-	0.00%	16.15	2.56%	-	0.00%
Source Separated Rock & Rubble	-	0.00%	-	0.00%	-	0.00%
Source Separated Wood	138.85	20.15%	138.90	21.99%	95.34	17.37%
Tons	**689.11**	**100%**	**631.71**	**100%**	**548.91**	**100%**

El Cerrito Material (Inbound)	October	November	December
Incoming C&D	20.01	7.12	2.88
Incoming Dirt	-	20.11	24.18
Incoming Concrete	-	-	-
Incoming Wood	-	1.44	-
Totals	**20.01**	**28.67**	**27.06**

4th Quarter 2017 El Cerrito	October		November		December	
C&D Material Breakdown	C&D Recovery	% C&D Recovery	C&D Recovery	% C&D Recovery	C&D Recovery	% C&D Recovery
C&D Wood	5.56	27.80%	1.98	7.27%	0.80	2.96%
C&D Fines	6.78	33.90%	2.41	8.86%	0.98	3.61%
C&D Cardboard	0.36	1.80%	0.13	0.47%	0.05	0.19%
C&D Concrete	0.90	4.50%	0.32	1.18%	0.13	0.48%
C&D Sheet Rock	-	0.00%	-	0.00%	-	0.00%
C&D Carpet	-	0.00%	-	0.00%	-	0.00%
C&D Metals	1.06	5.30%	0.38	1.39%	0.15	0.56%
C&D Plastic	0.26	1.30%	0.09	0.34%	0.04	0.14%
C&D Shrink Wrap	0.10	0.50%	0.04	0.13%	0.01	0.05%
C&D Residual	4.98	24.90%	1.77	6.51%	0.72	2.65%
Source Separated Concrete	-	0.00%	-	0.00%	-	0.00%
Source Separated Dirt	-	0.00%	20.11	73.85%	24.18	89.36%
Source Separated Rock & Rubble	-	0.00%	-	0.00%	-	0.00%
Source Separated Wood	-	0.00%	-	0.00%	-	0.00%
Tons	**20.01**	**100%**	**27.23**	**100%**	**27.06**	**100%**

0

Reference Sort Study table:

C&D Material Breakdown from Sort Line	Sort Study March 16, 2012	Sort Study August 29, 2012	Sort Study September 3, 2013	Sort Study September 16, 2014	Sort Study October 25, 2015
C&D Wood	37.17%	31.60%	37.40%	17.7%	27.8%
C&D Fines	37.10%	45.20%	27.10%	46.8%	33.9%
C&D Cardboard	1.84%	1.90%	2.00%	0.5%	1.8%
C&D Concrete	4.55%	2.80%	2.20%	1.7%	4.5%
C&D Sheet Rock	0.53%	1.30%	4.20%	0.0%	0.0%
C&D Carpet	4.26%	1.40%	1.70%	1.0%	0.0%
C&D Metals	2.80%	4.70%	5.50%	4.5%	5.3%
C&D Plastic	1.35%	1.70%	1.30%	0.0%	1.3%
C&D Shrink Wrap	0.52%	0.60%	2.20%	0.0%	0.5%
C&D Residual	9.88%	8.80%	16.40%	27.8%	24.9%
Source Separated Concrete	0.00%	0.00%	0.00%	0.0%	0.0%
Source Separated Dirt	0.00%	0.00%	0.00%	0.0%	0.0%
Source Separated Rock & Rubble	0.00%	0.00%	0.00%	0.0%	0.0%
Source Separated Wood	0.00%	0.00%	0.00%	0.0%	0.0%
Test Sample (Tons)	**101.92**	**103.41**	**127.38**	**101.93**	**102.98**

Table 12
JPA Dry Waste Processing Tonnage
4th Quarter 2018

Date	Dry Waste for Processing				
	Buy Back & Drop-off Donations	Commercial & Industrial Source Separated	Dry Waste	Non-JPA Dry Waste	Total JPA Dry Waste for Processing
October	49.24	1.97	970.29	42.74	1,400.44
November	50.01	5.88	1,408.19	57.79	1,325.80
December	49.24	1.97	970.29	42.74	1,170.87
Quarter Total	**148.49**	**9.82**	**3,348.77**	**143.26**	**3,363.82**

REPUBLIC SERVICES

Table 13
West County Resource Recovery Permits Status
4th Quarter 2018

Type	Issued by	Permit #	Issued	Expiration/Review Date
Solid Waste Facilities Permit	CIWMB/CalRecycle	07-AA-0034	12/30/96	09/12/21
Contra Costa County Land Use Permit	Contra Costa County	2053-92	07/13/93	*****
Transporter Registration	DTSC	5718	03/10/17	04/30/19
EPA ID#	DTSC	CAL000338887	12/12/08	*****
Motor Carrier Permit	Department of Motor Vehicles	CA#0128843	07/06/18	06/30/19
Permit To Operate- HHW Facility ID#10014853 (CERS)	Contra Costa County Hazardous Materials Programs Certified Unified Program Agency	07-000-772345 PR0048760 PR0058496 PR0055711	07/01/18	06/30/19
Permit To Operate- Permanent HHW Collection Facility ID#FA0024847 MED/DENT/VET Clinic	Contra Costa County Environmental Health Division	PT0017440	03/01/13	*****
EPA # (WCRR)	State of California EPA	CA0001014075		*****
State Generator ID#	State of California- Board of Equalization	HAHQ36053552	08/06/96	*****
EPA # (HHW Facility)	State of California EPA	CAH111000720		*****
Permit by Rule (PBR)	DTSC	111000720	06/01/05	*****
BAAQMD Air Permit	BAAQMD	Plant#6316	12/02/17	12/01/19
Storm Water Permit	State of California Water Boards	ID#2-071011525	07/01/15	06/30/19
Certified Recycling Center	CalRecycle	RC7165	08/02/16	05/31/21
Certified Drop-off or Collection Program	CalRecycle	CP0665	08/01/18	07/31/20
Fire Permit	Contra Costa County Fire Protection District	P-2012-02420	04/20/12	*****
Weighmaster License	California Department of Food & Agriculture	008131	09/01/18	09/01/19
Permit to Operate Air Pressure Tank	CA OSHA	A004166-07	03/02/17	03/01/22
Permit to Operate Air Pressure Tank	CA OSHA	A072076-05	03/02/17	03/01/22
Permit to Operate Air Pressure Tank	CA OSHA	A072105-06	03/02/17	03/01/22
Permit to Operate Air Pressure Tank	CA OSHA	A005034-11	03/02/17	03/01/22
Commercial Modular Office Registration Serial#36189	State of California Department of Housing and Community Development	CCE6523	1995	10/31/19
Commercial Modular Office Registration Serial#36190	State of California Department of Housing and Community Development	CCE6522	1995	10/31/19
Commercial Modular Office Registration Serial#24191	State of California Department of Housing and Community Development	CCE6521	1995	10/31/19
Commercial Modular Office Registration Serial#24192	State of California Department of Housing and Community Development	CCE6520	1995	10/31/19
Commercial Modular Office Registration Serial#12193	State of California Department of Housing and Community Development	CCE6519	1995	10/31/19
Commercial Modular Office Registration Serial#36188	State of California Department of Housing and Community Development	CCE6343	1995	10/31/19
Business License	Contra Costa County	028766	12/14/14	06/30/19
Sharps - City of Hercules- Facility ID#FA0036960 MED/DENT/VET Clinic	Contra Costa County Environmental Health Division	PT0032791	03/01/16	02/28/19
Sharps - Richmond Police Dept- Facility ID#FA0036951 MED/DENT/VET Clinic	Contra Costa County Environmental Health Division	PT0032782	03/01/16	02/28/19
Sharps - Annex Senior Center- Facility ID#FA0036961 MED/DENT/VET Clinic	Contra Costa County Environmental Health Division	PT0032792	03/01/16	02/28/19
Sharps - Senior Center- 2525 MacDonald Ave Facility ID#FA0036955 MED/DENT/VET Clinic	Contra Costa County Environmental Health Division	PT0032787	03/01/16	02/28/19
Sharps - Pinole Public Safety Bldg 880 Tennent Ave- Facility ID#FA0027405 MED/DENT/VET Clinic	Contra Costa County Environmental Health Division	PT0018818	03/01/16	02/28/19
Permit To Operate- WCRR ID#10654360 (CCERS)	Contra Costa County Hazardous Materials Programs Certified Unified Program Agency	07-000-775194 PR0068043	07/01/18	06/30/19
City of El Cerrito Business License	City of El Cerrito	17-0002553	07/05/18	06/30/19
Permit by Rule (PBR): El Cerrito	DTSC	CAH111001448	05/01/17	*****
Permit To Operate- RecycleMore El Cerrito Satellite HHW Facility ID#10738333 (CERS)	Contra Costa County Hazardous Materials Programs Certified Unified Program Agency	07-000-775455 PR0068573 PR0068574 PR0068540	07/01/18	06/30/19

Table 14
West Contra Costa Sanitary Landfill and Golden Bear Transfer Station Permits Status
4th Quarter 2018

Type	Issued by	Permit #	Issued	Expiration	Review Date
Solid Waste Facilities Permit - WCCSL	CCC Health Services Dept.-Environmental Health and CalRecycle	07-AA-0001	2010	08/01/20	
Solid Waste Facilities Permit - Organic	CCC Health Services Dept.-Environmental Health and CalRecycle	07-AA-0044	05/26/10	05/26/20	
Solid Waste Facilities Permit - GBTS	CCC Health Services Dept.-Environmental Health and CalRecycle	07-AA-0056	2006	02/24/21	
Contra Costa County Land Use Permit	Contra Costa County	#2054-92	amended 12-2004		Under review
Conditional Use Permit (CUP)	City of Richmond	#92-53; CU/DR 1101132	October 2004		Under review
BAAQMD Title V	Bay Area Air Quality Mgmt. Dist.	1840	06/01/17	06/01/22	revised
BAAQMD Permit to Operate	Bay Area Air Quality Mgmt. Dist.	1840	annual	NED[2]	
General Industrial Activities Storm water Permit	State Water Resources Control Bd	#207105532	ewed Statewide 7/	NED[2]	
Richmond Fire Department	Richmond Fire Department	F15-00614	annual	12/31/18	
Permit to Operate Air Pressure Tank	CA OSHA	#A001646-83	annual	01/26/19	
Permit to Operate Air Pressure Tank	CA OSHA	#A002249-03	annual	01/26/19	
Permit to Operate Air Pressure Tank	CA OSHA	#A002251-03	annual	01/26/19	
Permit to Operate Air Pressure Tank	CA OSHA	#A002252-03	annual	01/26/19	
Permit to Operate Air Pressure Tank	CA OSHA	#A002253-03	annual	01/26/19	
Permit to Operate Air Pressure Tank	CA OSHA	#A004518-11	annual	01/26/19	
Permit to Operate Air Pressure Tank	CA OSHA	#A005528-14	annual	01/26/19	
Permit to Operate Air Pressure Tank	CA OSHA	#A004989-09	annual	01/26/19	
Permit to Operate Air Pressure Tank	CA OSHA	#A005229-14	annual	01/26/19	
Permit to Operate Air Pressure Tank	CA OSHA	#A004252-93	annual	01/26/19	
Permit to Operate Air Pressure Tank	CA OSHA	#A004251-93	annual	01/26/19	
Permit to Operate Air Pressure Tank	CA OSHA	#A004253-93	annual	01/26/19	
Weigh master License	California Department of Food & Agriculture	6069	annual	7/1/2018	
Water Reuse Permit	West County Wastewater District	SD-13	every 3 yrs.	3/15/2022	
City of Richmond Leachate Agreement	City of Richmond	None	3/30/1999	NED2	
City of Richmond Business Certificate	City of Richmond	4001-1711	annual	12/31/2018	
NDFE Amendment adding Golden Bear TS to IMW	WCCIWMA	Resolution #05-1	2005	NED	
State Generator ID#	State Bd of Equalization	SU CH 100 244777	Not available	*****	
State Generator ID#	State Bd of Equalization	SR CH 99510080	Not available	*****	
State Generator ID#	State Bd of Equalization	SR CH B 99651389	Not available	*****	
EPA # (NOVE Power Plant)	State of California EPA	CAD981613888	Not available	*****	
EPA # (GBTS)	State of California EPA	CAL000327585	Not available	*****	
EPA # (WCL)	State of California EPA	CAD 041844002	Not available	*****	
City of Richmond Storm water Permit	City of Richmond	SW13-00490	2013	expires 2016	Under review
CUPA	CCC - Haz. Mtls Prog	714013	annual	3/1/2018	
NOVE Annual Business Authorization / Permit	CCC Health Services	77-1491	annual	6/30/2018	
Environmental Impact Report	State of California	2002102057	7/13/2004	None	
Waste Discharge Requirements	Regional Water Quality Control Bd	R2-2002-0066	6/1/2002	*****	
Waste Discharge Requirements	Regional Water Quality Control Bd	R2-2006-0008	1/1/2006	*****	
CCC Annual Business License	CCC Health Services	71-4013	annual	6/30/2018	
CDFA Organics Certification	CA Dept. of Food & Agriculture	N/A	annual review	8/15/2018	
Organic Materials Review Institute Certification	Organic Materials Review Institute	N/A	7/2/2013	9/1/2018	

[1]***** Federal, State or Local regulatory permits that do not have set expiration dates but have established requirements that must be followed.

[2]NED – No Expiration Date

Table 14A
Change of Ownership[1] - Residential
4th Quarter 2018

	October					November					December				
Richmond	New Accounts	Container Size	Trash Bins Serviced	Recycling Subscribers (65 Gal)	Green Waste Subscribers (65 Gal)	New Accounts	Container Size	Trash Bins Serviced	Recycling Subscribers (65 Gal)	Green Waste Subscribers (65 Gal)	New Accounts	Container Size	Trash Bins Serviced	Recycling Subscribers (65 Gal)	Green Waste Subscribers (65 Gal)
	92	20 gallon	13	93	90	81	20 gallon	14	83	77	89	20 gallon	14	88	85
		35 gallon	76				35 gallon	66				35 gallon	68		
		65 gallon	3				65 gallon	1				65 gallon	7		
		95 gallon	1				95 gallon	0				95 gallon	0		
San Pablo	New Accounts	Container Size	Trash Bins Serviced	Recycling Subscribers (65 Gal)	Green Waste Subscribers (65 Gal)	New Accounts	Container Size	Trash Bins Serviced	Recycling Subscribers (65 Gal)	Green Waste Subscribers (65 Gal)	New Accounts	Container Size	Trash Bins Serviced	Recycling Subscribers (65 Gal)	Green Waste Subscribers (65 Gal)
	19	20 gallon	1	19	19	17	20 gallon	2	18	15	15	20 gallon	2	15	13
		35 gallon	18				35 gallon	2				35 gallon	10		
		65 gallon	0				65 gallon	13				65 gallon	3		
		95 gallon	0				95 gallon	0				95 gallon	0		
Unincorporated West Contra Costa County	New Accounts	Container Size	Trash Bins Serviced	Recycling Subscribers (65 Gal)	Green Waste Subscribers (65 Gal)	New Accounts	Container Size	Trash Bins Serviced	Recycling Subscribers (65 Gal)	Green Waste Subscribers (65 Gal)	New Accounts	Container Size	Trash Bins Serviced	Recycling Subscribers (65 Gal)	Green Waste Subscribers (65 Gal)
	41	20 gallon	7	40	41	39	20 gallon	3	40	37	39	20 gallon	3	39	38
		35 gallon	30				35 gallon	35				35 gallon	34		
		65 gallon	3				65 gallon	1				65 gallon	2		
		95 gallon	1				95 gallon	0				95 gallon	0		
Pinole	New Accounts	Container Size	Trash Bins Serviced	Recycling Subscribers (65 Gal)	Green Waste Subscribers (65 Gal)	New Accounts	Container Size	Trash Bins Serviced	Recycling Subscribers (65 Gal)	Green Waste Subscribers (65 Gal)	New Accounts	Container Size	Trash Bins Serviced	Recycling Subscribers (65 Gal)	Green Waste Subscribers (65 Gal)
	15	20 gallon	1	15	15	14	20 gallon	2	14	14	14	20 gallon	1	14	14
		35 gallon	12				35 gallon	12				35 gallon	12		
		65 gallon	2				65 gallon	0				65 gallon	1		
		95 gallon	0				95 gallon	0				95 gallon	0		
Hercules	New Accounts	Container Size	Trash Bins Serviced	Recycling Subscribers (65 Gal)	Green Waste Subscribers (65 Gal)	New Accounts	Container Size	Trash Bins Serviced	Recycling Subscribers (65 Gal)	Green Waste Subscribers (65 Gal)	New Accounts	Container Size	Trash Bins Serviced	Recycling Subscribers (65 Gal)	Green Waste Subscribers (65 Gal)
	51	20 gallon	6	50	44	31	20 gallon	1	29	28	36	20 gallon	2	36	30
		35 gallon	43				35 gallon	23				35 gallon	32		
		65 gallon	2				65gallon	1				65 gallon	2		
		95 gallon	0				95 gallon	0				95 gallon	0		

[1]In compliance with item #2 of Section **4.14.1 Quarterly Reports**, the above table provides the number of new Customers, by service type and service level. The information provided are new subscriptions that may fit one of the following categories:

i. New subscriber accounts due to change of ownership or rental on a specific site resulting in a change of address and customer

ii. New subscriber accounts due to new building structure resulting in a new address entry and customer

iii. Additional service to an existing account

Table 14B
Change of Ownerships[1] - Commercial
4th Quarter 2018

Richmond October						Richmond November						Richmond December					
# Waste	Size	# of Recy	Size	# of GW	Size	# Waste	Size	# of Recy	Size	# of GW	Size	# Waste	Size	# of Recy	Size	# of GW	Size
	20 gallon	10	65 gallon	2	65 gallon		20 gallon	5	65 gallon	4	65 gallon		20 gallon	35	65 gallon	15	65 gallon
5	35 gallon	1	1YD		1YD	3	35 gallon		1YD		1YD	32	35 gallon		1YD		1YD
3	65 gallon		2YD		2YD	1	65 gallon		2YD		2YD	6	65 gallon		2YD		2YD
	95 gallon		3YD				95 gallon		3YD				95 gallon		3YD		
2	1YD		4YD				1YD		4YD				1YD		4YD		
	2YD		5YD			1	2YD		5YD				2YD		5YD		
1	3YD		6YD				3YD		6YD				3YD		6YD		
	4YD		7YD				4YD		7YD				4YD		7YD		
	5YD						5YD						5YD				
	6YD						6YD						6YD				
	7YD						7YD						7YD				

San Pablo October						San Pablo November						San Pablo December					
# Waste	Size	# of Recy	Size	# of GW	Size	# Waste	Size	# of Recy	December	# of GW	Size	# Waste	Size	# of Recy	Size	# of GW	Size
	20 gallon		65 gallon	3	65 gallon		20 gallon		65 gallon		65 gallon	57	20 gallon	64	65 gallon	59	65 gallon
	35 gallon		1YD		1YD		35 gallon		1YD		1YD	6	35 gallon		1YD		1YD
	65 gallon		2YD		2YD		65 gallon		2YD		2YD		65 gallon		2YD		2YD
	95 gallon		3YD				95 gallon		3YD			1	95 gallon		3YD		
	1YD	1	4YD				1YD		4YD			1	1YD		4YD		
	2YD		5YD				2YD		5YD				2YD		5YD		
	3YD		6YD				3YD		6YD				3YD		6YD		
1	4YD		7YD				4YD		7YD				4YD		7YD		
	5YD						5YD						5YD				
	6YD						6YD						6YD				
	7YD						7YD						7YD				

Unincorporated West County October						Unincorporated West County November						Unincorporated West County December					
# Waste	Size	# of Recy	Size	# of GW	Size	# Waste	Size	# of Recy	Size	# of GW	Size	# Waste	Size	# of Recy	Size	# of GW	Size
	20 gallon	1	65 gallon	1	65 gallon		20 gallon	10	65 gallon	5	65 gallon		20 gallon		65 gallon		65 gallon
1	35 gallon	1	1YD		1YD		35 gallon		1YD		1YD		35 gallon		1YD		1YD
	65 gallon		2YD		2YD		65 gallon		2YD		2YD		65 gallon		2YD		2YD
	95 gallon		3YD				95 gallon		3YD				95 gallon		3YD		
1	1YD		4YD				1YD		4YD				1YD		4YD		
	2YD		5YD				2YD		5YD				2YD		5YD		
	3YD		6YD			1	3YD		6YD				3YD		6YD		
	4YD		7YD				4YD		7YD				4YD		7YD		
	5YD						5YD						5YD				
	6YD						6YD						6YD				
	7YD						7YD						7YD				

Pinole October						Pinole November						Pinole December					
# Waste	Size	# of Recy	Size	# of GW	Size	# Waste	Size	# of Recy	Size	# of GW	Size	# Waste	Size	# of Recy	Size	# of GW	Size
	20 gallon		65 gallon		65 gallon		20 gallon		65 gallon		65 gallon		20 gallon		65 gallon		65 gallon
	35 gallon		1YD		1YD		35 gallon		1YD		1YD		35 gallon		1YD		1YD
	65 gallon		2YD		2YD		65 gallon	1	2YD		2YD		65 gallon		2YD		2YD
	95 gallon		3YD				95 gallon		3YD				95 gallon		3YD		
	1YD		4YD				1YD		4YD				1YD		4YD		
	2YD		5YD			1	2YD		5YD				2YD		5YD		
	3YD		6YD				3YD		6YD				3YD		6YD		
	4YD		7YD				4YD		7YD				4YD		7YD		
	5YD						5YD						5YD				
	6YD						6YD						6YD				
	7YD						7YD						7YD				

Hercules October						Hercules November						Hercules December					
# Waste	Size	# of Recy	Size	# of GW	Size	# Waste	Size	# of Recy	Size	# of GW	Size	# Waste	Size	# of Recy	Size	# of GW	Size
# Waste	Size	# of Recy	Size	# of GW	Size	# Waste	Size	# of Recy	Size	# of GW	Size	# Waste	Size	# of Recy	Size	# of GW	Size
	20 gallon		65 gallon		65 gallon		20 gallon		65 gallon		65 gallon		20 gallon		65 gallon		65 gallon
	35 gallon		1YD		1YD		35 gallon		1YD		1YD		35 gallon		1YD		1YD
	65 gallon		2YD		2YD		65 gallon		2YD		2YD		65 gallon		2YD		2YD
	95 gallon		3YD				95 gallon		3YD				95 gallon		3YD		
	1YD		4YD				1YD		4YD				1YD		4YD		
	2YD		5YD				2YD		5YD				2YD		5YD		
	3YD		6YD				3YD		6YD				3YD		6YD		
	4YD		7YD				4YD		7YD				4YD		7YD		
	5YD						5YD						5YD				
	6YD						6YD						6YD				
	7YD						7YD						7YD				

[1]In compliance with item #2 of Section **4.14.1 Quarterly Reports**, the above table provides the number of new Customers, by service type and service level. The information provided are new subscriptions that may fit one of the following categories:

i. New subscriber accounts due to change of ownership or rental on a specific site resulting in a change of address and customer
ii. New subscriber accounts due to new building structure resulting in a new address entry and customer
iii. Additional service to an existing account

Table 15
School & Education Outreach Metrics
4th Quarter 2018

Date	School	City	Grades	Outreach Type	Number of Presentations	Number of Students
6/11/2018	Nutrition Center Outreach Event	Richmond	Mixed	tabling event	1	100
7/6/2018	Shields Reid Community Center	Richmond	Mixed	Presentation	1	70
7/11/2018	Richmond PAL Summer Youth presentation	Richmond	Seniors and College	Presentation	1	10
8/10/2018	Shields Reid Community Center	Richmond	2nd and 3rd	Tour	1	32
9/11/2018	Downer Elementary	San Pablo	5th	Presentation	1	30
9/11/2018	Downer Elementary	San Pablo	6th	Presentation	1	22
9/20/2018	Benito Juarez	Richmond	4th and 5th	Assembly	1	147
9/20/2018	Murphy Elementary School	CCC	1st	Presentation	1	23
9/20/2018	Mira Vista Elementary School	Richmond	2nd	Presentation	1	40
10/9/2018	Grant Elementary	Richmond	2nd	Tour	1	19
10/9/2018	Mira Vista Elementary School	Richmond	2nd	Tour	1	20
10/17/2018	Washington Elementary	Richmond	All grades	Assembly	2	440
10/18/2018	Madera Elementary	El Cerrito	2nd	Tour	1	27
11/13/2018	Dover Elementary	San Pablo	6th	Presentation	1	30
11/13/2018	Lake Elementary	Richmond	1st/2nd	Assembly	1	40
11/15/2018	Grant Elementary	Richmond	3rd	Presentation	2	45
12/6/2018	Aspire Public Schools	Richmond	2nd and 3rd	Tour	2	48
12/11/2018	Ford Elementary	Richmond	4th and 6th	Tour	2	62
12/13/2018	Hanna Ranch Elementary	Hercules	5th	Tour	1	32
12/20/2018	Washington Elementary	Richmond	4th	Presentation	1	24
1/8/2019	Olinda Elementary	CCC	6th	Presentation	1	23
1/14/2019	Aspire Public Schools	Richmond	Teachers	Presentation	1	35
1/17/2019	Montalvin Elementary	Richmond	3rd	Tour	1	21
1/17/2019	Downer Elementary	San Pablo	1st	Presentation	1	20
				Total	**28**	**1360**

REPUBLIC SERVICES

recyclemore
WEST CONTRA COSTA INTEGRATED WASTE MANAGEMENT AUTHORITY

Agenda Report

Date: March 14, 2019
To: West Contra Costa Integrated Waste Management Authority Board
From: Stan Hakes, Executive Director
Subject: Joint Exercise of Powers Agreement (JEPA) Update

ACTIONS REQUESTED

1. Receive and file Joint Exercise of Powers Agreement (JEPA) update report.
2. Provide direction to staff.

BACKGROUND

The RecycleMore Board has been engaged in the process of updating the West Contra Costa Integrated Waste Management Authority (RecycleMore) Joint Exercise of Powers Agreement (JEPA) since early 2016. As part of the JEPA Update, the Board received an initial draft RecycleMore Framework from the City Managers in December 2017, and updated the City Managers RecycleMore Framework ("Framework") in January 2018. The Framework seemed to be useful as a basis to move forward with the JEPA update.

At the July 26, 2018 Board meeting, the Board directed staff to refer eight of the remaining JEPA issues to the City Managers for their recommendation. The City Managers met on July 30 and August 23, 2018 and made significant progress by agreeing on recommendations to resolve seven (7) of the eight (8) issues which were delegated by the Board. It is important to note that one of the seven resolved issues included in the City Managers August 2018 recommended JEPA Update was agreement that each member city would have one voting representative on the Board, and each would have an equal vote.

Since that time, the Richmond City Manager and El Cerrito City Manager retired. The new Richmond City Manager has expressed concerns about the City of Richmond agreeing to a JEPA with a Board structure of each city having one Director, each with an equal vote. The new Richmond City Manager expressed support for a weighted vote, and brought this issue to the Richmond City Council.

On February 26, 2018, the Richmond City Council considered the JEPA Board voting representation issue. (Staff report included as Attachment 1). The City Council voted 5-0 (Councilmembers Myrick and Johnson abstaining) in favor of Option 1. Option 1 says that Richmond would remain in the JPA if three key provisions are included in the JEPA:

1) Maintain Richmond's weighted voting (as described in more detail in Attachment 1);
2) Update the JEPA withdrawal language to allow member agencies to leave the agency and request ratepayer paid funds proportionally;
3) Focus Authority programs on Household Hazardous Waste Programs, compliance with State laws, management of the Post-Collection Agreement, setting Post-Collection rates and outreach and education.

At this point, staff and Legal Counsel are uncertain on how to proceed. The Richmond City Council has made it clear that they will insist on an updated JEPA document that must include a weighted Board vote (or Richmond continuing to have three voting Directors). A letter from the City of San Pablo expresses the opposite position. San Pablo has communicated they "will not entertain or support any changes to the Board's recommended governance and representation provisions that were previously agreed to in the August 2018 City Manager recommended JEPA amendment framework." Pinole and Hercules have submitted letters with similar language. The San Pablo JEPA letter is included as Attachment 2 to this report.

Staff would appreciate Board direction on this issue. Staff has identified four (4) potential options to address the JEPA issue.

1. Ask the City Managers to continue to meet to determine if a City Managers JEPA solution can be achieved.
2. Discontinue the City Managers JEPA negotiation process, and have the Board deliberate in April or at another future Board meeting to address remaining JEPA issues.
3. Direct staff to no longer work on the JEPA update, and to continue to use the current JEPA as the Authority governing document.
4. Another option as determined by the Board.

FISCAL IMPACT

There are no fiscal impacts at this time. Depending on future actions by the Board, updates to the JEPA may have minor to significant fiscal impacts to the RecycleMore organization.

RECOMMENDED ACTION

1. Receive and file Joint Exercise of Powers Agreement (JEPA) update report.
2. Provide direction to staff.

Submitted by:

Stan Hakes
Executive Director

Attachment 1 - Richmond City Council February 26, 2018 Agenda Report on JEPA Voting Representation Issue

Attachment 2 - JEPA Letter from the City of San Pablo

AGENDA REPORT

CITY MANAGER'S OFFICE

DATE: February 26, 2019

TO: Mayor Butt and Members of the City Council

FROM: Carlos Martinez, City Manager
Shasa Curl, Economic and Community Development Director

SUBJECT: RECYCLEMORE JOINT EXERCISE of POWERS AGREEMENT VOTING STRUCTURE

STATEMENT OF THE ISSUE:

The West Contra Costa Integrated Waste Management Authority ("RecycleMore") is a joint powers authority (JPA) charged with overseeing the post-collection processing of solid waste, recycling, and green waste materials. At the beginning of 2016, RecycleMore led the process to restate and revise the agency's governing agreement known as the Joint Exercise of Powers Agreement ("Agreement"). City staff is seeking City Council direction on the proposed reduction of Richmond's weighted vote in the draft Agreement.

RECOMMENDED ACTION:

RECEIVE a presentation and provide DIRECTION to the City Manager on the voting structure for the RecycleMore Joint Exercise of Powers Agreement.

FINANCIAL IMPACT:

There is no financial impact to the City's General Fund.

Richmond ratepayers contribute approximately 57 percent of RecycleMore's operating budget and total revenue collected for post-collection services.

DISCUSSION:

Background

The City of Richmond's solid waste and recycling services are provided by two agreements with Republic Services: 1) a collection franchise agreement managed by the City of Richmond; and 2) a post-collection agreement managed by RecycleMore. The post-collection agreement includes recyclables processing, composting, operation of a Household Hazardous Waste facility, and the transfer, transportation, and disposal of solid waste. Both the collection and post-collection agreements end in 2025.

RecycleMore was formed in 1991 to finance the construction of a regional recycling facility known as the Integrated Resource Recovery Facility ("Recycling Facility") and meet State recycling mandates. The original Joint Exercise of Powers Agreement ("Agreement") was developed with respect to the agency's financial obligations, and was intended to serve as the governing agreement until the bonds were fully repaid on December 31, 2013. RecycleMore has provided benefits to member cities by meeting State recycling mandates, providing household hazardous waste recycling programs, and leading an updated post-collection agreement that expanded food scrap recycling services.

In December 2015, the RecycleMore Board of Directors directed RecycleMore staff to draft an updated Agreement that would reflect the Agency's new role after the Recycling Facility construction bond repayment, update the withdrawal process for member cities, and include opportunities for Contra Costa County to join as an official member. The first workshop to receive input on the Agreement update was held April 2016, and since that time, there have been numerous workshops, Board Meetings, and recommendations to aid in the revision of the Agreement. Throughout the update process, Richmond Board Directors have consistently conveyed requests for equitable policies that recognize Richmond's financial contribution to the JPA, and Richmond's environmental and health burdens attributed to hosting the regional solid waste facilities.

On December 23, 2016, Richmond's City Manager, as directed by the Richmond City Council, sent a letter stating grievances with the November 2017 version of the Agreement and giving notice of intent to withdraw if Richmond's requests were not satisfactorily addressed (Attachment 1). In an effort to support the Agreement revision process, City Managers from each of the RecycleMore member cities formed a working group to develop a RecycleMore framework (Attachment 2) for Board consideration. On January 18, 2018, the City Managers presented their recommended framework ("framework") to the RecycleMore Board and the RecycleMore Board voted to incorporate it into the Agreement update.

The intent of the City Manager's framework was to focus RecycleMore on core programs, services, and projects, "Core Services" that would increase diversion to meet State mandates, improve quality of service, and effectively manage rates and the post-collection agreement. The Framework aimed to avoid non-core programs, services, and projects (non-core services) unless there was unanimous agreement between RecycleMore directors. In addition, this Framework included a reduction in Richmond's voting powers to assuage concerns from smaller cities. Richmond's previous City Manager agreed in concept to the Framework; however, agreement was dependent on adequately and satisfactorily incorporating all elements of the City Manager's Framework and addressing Richmond's request for equitable policies. At the end of August 2018, the City Managers and JPA failed to broker a deal on the previous Framework.

Since then, the City of Richmond's leadership has changed and Richmond's current leadership has determined that the proposed reduction in Richmond's voting representation is not in the City's best interest. The City is not obligated to continue negotiating a deal to reduce Richmond's voting representation on the Board.

City Managers JEPA Issues

The principal Agreement issues that remain unresolved include: 1) voting; and 2) withdrawal. The other member agencies request Richmond reduce its representation on the board to one unweighted vote, equivalent to 20 percent *(1 Richmond board member divided by 5 total members)* and consider it a "deal breaker" if Richmond does not agree to one unweighted vote. Richmond requests a clear and reasonable withdrawal policy, and fair disbursement of reserve funds upon withdrawal.

Richmond's current voting percentage is 43% *(3 Richmond board members divided by 7 total members),* and is supported ideally by all three board member's attendance. Richmond's proportional representation on the RecycleMore Board was established to reflect Richmond's significant population and rate base compared to other member cities. The Richmond community hosts the region's solid waste facilities; provides more than 50 percent of RecycleMore's budget; and incurs the most economic, health, and infrastructure impacts from solid waste operations. It is common practice for members of regional agencies to have weighted voting.

Richmond City staff recommends that the City Council direct the City Manager to pursue two options presented below.

Option 1: Remain in the JPA if the Agreement attains the following three key points of equity:

1) Maintain Richmond's weighted voting to include:
    a. "MCE model" (explanation stated below)
        - 1 Director equivalent to 3 votes; or
    b. Status quo with 3 Directors.
2) Update the withdrawal language to allow member agencies to leave the agency and request ratepayer contributed funds proportionally and fairly.
3) Focus JPA programs on the following:
    - Household Hazardous Waste Programs
    - Compliance with State laws
        - § Prepare and submit annual reports to Cal Recycle
        - § Remain in compliance with AB 939 and associated diversion mandates.
        - § Implement and remain in compliance with AB 341 (mandatory commercial recycling) and AB 1826 (mandatory organics collection)
        - § Implement and remain in compliance with SB 1383
    - Manage the Post-Collection Agreement
    - Set Post-Collection Rates
    - Outreach and Education
    - Legislative Updates

The "MCE model" would utilize the voting model adopted in the MCE JPA as stated below.

Summary (example) of voting percentage calculation:

1. (1/total Number of Directors)/multiplied by 50 AND (10 percent for each member city)
2. (Jurisdiction Annual Solid Waste Tonnage/JEPA Total Annual Solid Waste Tonnage) multiplied by 50 (Approximately 29.3 percent for Richmond)

The sum of the above is equivalent to: 10% + 29.3% = 39.3% for Richmond's weighted voting.

Option 2: If there is no agreement between the member cities, then RecycleMore and the City of Richmond should initiate a transition plan for future consideration.

The Member Agencies' contributions to RecycleMore were reported in the April 6, 2017 Financial Impact and Disposal/Diversion Report by R3 Consultants. The report concluded that Richmond ratepayers contribute a net $916,318 annually to the RecycleMore budget. If Richmond were to withdraw, it would receive an estimated $916,318 annually to manage the Post-Collection Agreement and provide related recycling services. The following findings summarize the subsidies and contributions from RecycleMore budget and Richmond's ratebase:

- Richmond ratepayers contribute $515,000 of RecycleMore's $991,000 annual budget.
- Richmond ratepayers contribute $508,531 of RecycleMore's $978,607 HHW budget.
  - § R3 estimates our participation costs are $382,981 annually, with a net annual variance of $125,464 (the variance is due to the Richmond's lower participation at the HHW facility and revenues generated from solid waste tonnage).
- Richmond ratepayers contribute an annual rate subsidy of $315,854 to other JPA cities (Richmond has a higher industrial and commercial ratepayer base).
- It is important to note that Richmond ratepayers benefit from approximately $40,000 of recycling revenues generated by other participating cities.

It is important to consider Richmond's responsibility and obligation to contribute to retirement obligations. RecycleMore Board has recently appropriated significant funding from the reserves to address the CalPERS Unfunded Accrued Liability and Other Post-Employment Benefit liabilities. More information still needs to be analyzed on future liabilities if Richmond were to withdraw.

Additionally, household hazardous waste costs in the post-collection agreement are aggregated regionally with all RecycleMore cities. Richmond has reached out to Republic Services to provide feedback on the April 6, 2017 Financial Impact and Disposal/Diversion Report by R3 Consultants to determine how Household Hazardous Waste (HHW) costs and services may be affected by withdrawal. City staff will continue to evaluate all potential financial obligations and clarify cost changes if the City were to withdraw from RecycleMore.

ATTACHMENTS:

1. City Manager Letter to RecycleMore 12-23-16
2. City Managers' Recommendation 12-5-17

CITY OF SAN PABLO
City Manager

CITY OF SAN PABLO
City of New Directions

San Pablo
All-America City
NATIONAL CIVIC LEAGUE
2014

January 9, 2019

Mr. Stan Hakes,
Executive Director
WCCIWMA/RecycleMore JPA
1 Alvarado Square
San Pablo, CA 94806

Re: RECYCLEMORE JEPA AMENDMENT PROCESS (STATUS)

Dear Mr. Hakes: STAN

Since July 2017, the RecycleMore JPA Board of Directors has solicited the assistance of the five (5) West County City Managers to recommend a Joint Exercise of Powers Agreement (JEPA) amendment framework to streamline RecycleMore's regional coordination and program management of solid waste, recycling, household hazardous waste, and regulatory reporting programs to the State of California on behalf of all JPA member agencies.

Over the last 18 month period, there has been substantial effort made by all five (5) City Managers to reach consensus on a recommended JEPA amendment framework that attempted to address all JPA related operational issues (i.e. core services, reserve fund disbursement, provisions for member agency withdrawal, and including changes to Board governance and representation, etc.). A consensus was successfully reached **collaboratively by all five (5) City Managers** in August 2018.

Unfortunately, as you know, in December 2018, the City of Richmond proposed new changes to the August 2018 City Manager recommended JEPA amendment framework. Unfortunately, the City of San Pablo does not agree with all of the proposed changes from the City of Richmond as reviewed in a recent meeting held on January 7, 2019.

Therefore, despite not being able to reach consensus at this time, the City of San Pablo wishes to clarify its position for your scheduled update to the RecycleMore JPA Board on January 24, 2019. For the betterment of all member agencies involved, the City of San Pablo supports a JEPA amendment process to move forward, as follows:

- **The City of San Pablo supports a JEPA amendment process which is in alignment with the City Manager recommended JEPA amendment framework reached in August 2018 by all five (5) City Managers; and**

- **The City of San Pablo is willing to entertain possible language clarification to specific financial provisions recently requested in December 2018 by the City of Richmond; and**

13831 San Pablo Avenue, Building 1 • San Pablo, CA 94806
Main: 510-215-3000 • *Direct: 510-215-3001* • *Fax:* 510-215-3011
www.SanPabloCA.gov

- **The City of San Pablo will NOT entertain or support any changes to the Board's recommended governance and representation provisions that were previously agreed to in the August 2018 City Manager recommended JEPA amendment framework.**

Should you have any questions about this matter, please contact me directly at (510) 215-3016, or MattR@sanpabloca.gov.

Thank you for your time and consideration.

Sincerely,

Matt Rodriguez,
City Manager

cc: Mayor and City Council
City Attorney
Assistant City Manager
Public Works Director
Environmental Program Analyst

recyclemore
WEST CONTRA COSTA INTEGRATED WASTE MANAGEMENT AUTHORITY

Agenda Report

Date: March 14, 2019

To: West Contra Costa Integrated Waste Management Authority Board

From: Stan Hakes, Executive Director

Subject: Self-Haul Disposal Sources Report for Calendar Year 2017

ACTIONS REQUESTED

Receive an oral presentation by R3 Consulting Group, Inc. on 2017 Self-Haul Disposal Sources.

BACKGROUND

In May 2017, the Board approved an agreement with R3 Consultants to complete two special projects: 1) Research & assist in preparation of CalRecycle 2016 Annual Report (June-July 2017); and 2) Evaluate Republic's Dry Material Processing program and review expected goals. The first item was complete as of the beginning of 2018; the second item has not yet been engaged by staff.

In Spring 2018, staff found that 2017 self-haul disposal tonnage was up dramatically over 2016 disposal levels and began to investigate the increase. In June 2018, the Board agreed to an amendment to the 2017 R3 agreement; the amended service level included analysis of 2017 disposal tonnage in an attempt to determine why the self-haul disposal tonnage is increasing. R3 has completed their 2017 self-haul disposal report, and it is included as Attachment 1.

In 2018, during the process of preparing the 2017 Electronic Annual Report to CalRecycle, RecycleMore staff was made aware of a spike in the tons of solid waste reported as being generated within the RecycleMore area and disposed of at landfills. Staff identified that the spike in disposed tons was reported as being disposed of at Keller Canyon Landfill. R3 Consulting Group, Inc. was already engaged by RecycleMore to analyze the increase in 2017 disposal. As such, RecycleMore staff asked R3 to investigate the origins of this spike in disposal, with the intention of providing RecycleMore sufficient basis to petition CalRecycle to remove these tons from the recorded disposal for 2017. (This has been the practice in prior years for certain types of disposed tonnages).

Reported disposal is directly related to compliance with Assembly Bill 939 disposal reduction mandates and is used by CalRecycle as the basis for calculating RecycleMore's per capita disposal, expressed in pounds per person per day (PPD). Increases in reported landfill disposal, without corresponding increases in population, result in increases in PPD, which can affect RecycleMore's compliance with AB 939. RecycleMore's 2017 PPD by population was 3.9, which is well below RecycleMore's maximum allowed per capita disposal amount of 5.4. This is a "diversion equivalent" of 64%.

Additionally, RecycleMore staff is anticipating changes in disposal reporting statewide related to AB 901 (Recycling and Disposal Facility Reporting). RecycleMore engaged R3 to conduct an analysis that would assist staff in anticipating changes to disposal reporting when AB 901 comes into effect in 2019.

R3 FINDINGS AND RESULTS

2017 disposal tons reported as being generated within the RecycleMore area generally fall into the following categories:

- 92,065 tons of "franchised disposal" (50% of total 2017 disposal), which are the landfilled tons handled by Republic Services and East Bay Sanitary, and which have remained relatively flat for a number of years;
- 36,014 tons of "special waste" (19% of total 2017 disposal) which is ineligible for diversion from landfill and must be disposed. These have historically included "biosolids" from the three sewage treatment plants in the RecycleMore service area, and were the primary source of the spike in 2017 tonnage;
- 15,547 tons of "residual disposal" (8% of total 2017 disposal) resulting from Republic's processing recycling and organics, which are comprised of contaminants and non-recyclable items; and
- 43,656 tons of "other landfilled waste" (23% of total 2017 disposal) which is also referred to as "self-haul" and which includes all other sources of landfilled waste than those noted above. These generally include tons of landfilled waste hauled by the general public, illegal dumping, construction and demolition contractor loads, and other commercial activities (whether permitted and legitimate or not). Though these tons represent a significant percentage of reported RecycleMore disposal, they are difficult to track and evaluate as they involve thousands of individual customer transactions and several transfer stations and landfills. Other than construction and demolition debris recycling requirements implemented by the RecycleMore member agencies, there are not RecycleMore policy frameworks in place to track, monitor, evaluate and regulate these tons. This could be the subject of further investigation by RecycleMore.

In all, the total 187,282 tons of disposed waste reported as being generated in the RecycleMore area in 2017 was largely similar to disposal in prior years (disposal in 2016 was 163,653 and disposal in 2015 was 148,090) except for a large increase in recorded disposal for biosolids in 2017 totaling 20,083 tons. The vast majority of disposal tons (161,781 tons) reported as being generated within the RecycleMore area are disposed at Keller Canyon. Of the tons disposed at Keller Canyon, an annual average of 20,881 tons (15%) are Class II waste, of which biosolids are a large sub-category. Biosolids have historically been deducted from RecycleMore's disposal figures, though CalRecycle has informed RecycleMore staff that this practice may cease as soon as the 2018 reporting year.

RecycleMore requested that 30,836 tons of biosolids be deducted from RecycleMore's disposal in 2017, and that request was approved by CalRecycle in 2018. Consequently, RecycleMore's per capita disposal rate of 3.9 PPD is the same as it was in 2016. Had the 30,836 tons of biosolids not been deducted, the 2017 PPD rate would have been 4.7 PPD, representing an increase in landfill disposal and a decrease in diversion performance. Going forward, if the three sewage treatment plants in the RecycleMore area do not identify and use non-landfilling alternatives for biosolids, RecycleMore should expect that its per capita disposal rate will increase as soon as 2018.

The State of California is set to take over disposal reporting from the Counties in 2019. Contra Costa County had previously required an allocation of residual tons disposed from recycling and organics processing facilities proportionally among the jurisdictions that sent material to those facilities. Under AB 901, it is anticipated that the State will not require this allocation, and will instead expect that residual tons be allocated entirely to the jurisdiction hosting the processing facility. This change may result in an increase in

disposal tons allocated to RecycleMore from the recycling and organics processing facilities located in Richmond and Unincorporated Contra Costa County (within the boundaries of RecycleMore); it could also result in a decrease in some disposal tons allocated to RecycleMore related to material processed outside the boundaries of RecycleMore.

Going forward, R3 recommends that RecycleMore:

- Continue to monitor reported disposal tons quarterly and annually as a part of the preparation of the Electronic Annual Report;
- Monitor changes in disposal reporting related to AB 901, as discussed above;
- Examine the basis for disposal modification requests as they relate to the classification of biosolids as organic material in SB 1383 and the baseline measure of disposal, such that RecycleMore is prepared to support any future disposal modification requests submitted to CalRecycle for biosolids;
- Engage the three sanitary districts within the RecycleMore area, particularly West County Wastewater District, to explore alternative options aside from disposal of biosolids resulting from treatment of wastewater (which potentially include anaerobic digestion, composting and land application);
- Consider establishing program strategies to target the four main categories of disposal tons reported as being generated within the RecycleMore area (franchised tons, special waste tons, residual tons, and "other landfilled waste" tons); and
- Consider additional study on "other landfilled waste tons" which could potentially include on-site examination of records at the landfills or transfer stations with the highest number of such tons (Golden Bear Transfer Station, Keller Canyon Landfill, Potrero Hills Landfill, Recology Hay Road Landfill, and Newby Island Landfill). Such an examination could serve to identify the types of customers/vehicles delivering those tons (individuals, contractors, small haulers, etc.), the number of loads of waste delivered, the size of the loads delivered, and, potentially, the identification of specific individuals/entities hauling the largest amounts of waste. This could provide RecycleMore with quantitative and qualitative data with which it could consider program and policy options to track, monitor and regulate these tonnages in the future.

FISCAL IMPACT

There are no fiscal impacts associated with filing this report or hearing a presentation by R3 Consulting Group. Depending on future Board actions on this issue, there could be minor to major fiscal impacts associated with this issue.

RECOMMENDED ACTIONS

Receive an oral presentation by R3 Consulting Group, Inc. on 2017 Self-Haul Disposal Sources.

Approved by:

Stan Hakes
Executive Director

Attachment 1: R3 Consulting Group Self Haul Disposal Study

R3 CONSULTING GROUP, INC.
RESOURCES · RESPECT · RESPONSIBILITY

www.r3cgi.com

1512 Eureka Road, Suite 220, Roseville, CA 95661
Tel: 916-782-7821 | Fax: 916-782-7824

2600 Tenth Street, Suite 424, Berkeley, CA 94710
Tel: 510-647-9674

To: Andy Schneider, Program Manager, RecycleMore

From: Rose Radford, Project Manager, R3 Consulting

Date: November 8, 2018

Subject: Disposal Rate Accuracy for 2017 Electronic Annual Report

Attachment: A1 RecycleMore DRS Landfill Self-Haul Analysis

Introduction

Pounds Per Person Per Day (PPD) is the unit used by CalRecycle to measure diversion performance by jurisdictions against the 50% diversion requirement set under Assembly Bill (AB) 939. PPD is calculated on the basis of population and disposal tons reported in the Disposal Reporting System (DRS). RecycleMore has experienced a year-over-year increase in PPD disposal over the past few years. The increase in disposal tonnages reported as originating in RecycleMore (DRS Tons) does not directly correlate with disposal tonnages reported by the franchised haulers, Republic Services (Republic) and East Bay Sanitary.

Over the past few years, R3 Consulting Group, Inc. (R3) has assisted RecycleMore in tracking the disposal tons reported by each landfill, identifying discrepancies, and requesting additional information from the landfills in order to develop policy alternatives to be used in managing disposal reported as originating in RecycleMore, and to identify misallocations of disposal tons if they exist.

Disposal tons attributed to RecycleMore generally fall under the following categories:

- Disposal tonnages handled by the franchised waste haulers, East Bay Sanitary in El Cerrito, and Republic in the rest of RecycleMore (discussed in the **Franchised Disposal** section of this memorandum)
- Special waste which is ineligible for diversion and must be disposed (discussed in the **Special Waste and Biosolids/Sludge Disposition** section of this memorandum)
- Residual after processing recycling and organics (discussed in the **Residual Tons** section of this memorandum)
- Tons hauled by the public or by other entities to landfills or transfer stations (discussed in the **Self-Haul, Residual, and Transfer Tons** section of this memorandum)

This year, we have found that much of the increase in disposal tons was reported by Keller Canyon Landfill as biosolids,[1] a Class II Special Waste[2] eligible for inclusion in a Disposal Modification Request by RecycleMore, which means it could be deducted from RecycleMore disposal tons. R3 has conducted a detailed investigation into the Class II Special Waste reports provided by Keller Canyon Landfill and sludge tonnages reported by the various wastewater districts active within RecycleMore. This investigation and its results are described more fully in the **Special Waste and Biosolids/Sludge Disposition** section of this memorandum.

The current system of reporting and tonnage allocation is changing soon. On January 1, 2019, the State of California (State) is set to take over disposal reporting from the Counties under AB 901. In order to assist RecycleMore in affirmatively tracing the allocation of disposal tonnages after AB 901 comes into effect, R3 has analyzed the allocations of outbound disposal at the facilities hosted within the boundaries of RecycleMore, as well as the allocations of outbound disposal that might potentially be attributed to RecycleMore from outside the boundaries of RecycleMore. Our findings are provided in the **Self-Haul, Residual, and Transfer Tons** section of this memorandum.

Landfill Disposal

The DRS system requires reporting on the origin of materials disposed at their facilities from facility operators to the counties which host their facilities. Counties use this information to compile a landfill waste origin report to the State on a quarterly basis, which is used by the State in its DRS. Each landfill waste origin report is used to calculate the disposal tons which are reported as delivered to all landfills for a given jurisdiction for one year. This disposal figure is the basis of the PPD measure of disposal tonnage reduction which is used to measure a jurisdiction's success in meeting the 50% disposal reduction target set by AB 939.

The tonnages reported as disposed at Keller Canyon Landfill in DRS account for the vast majority of disposal tons allocated to RecycleMore in DRS. A large portion of these tons are hauled by the franchised haulers of the RecycleMore member agencies (discussed in the **Franchised Disposal** section of this memorandum, below). Some of the disposal material reported in DRS is Class II Special Waste, which is eligible for deduction from disposal tons for the purpose of the Electronic Annual Report (EAR). More detail on the Class II Special Waste can be found in the **Special Waste and Biosolids/Sludge Disposition** section of this memorandum, below. Another portion is residual after processing organics and recycling, which is reported by Republic in its Annual Report (due to errors and differences in reporting requirements, this figure may differ from the residual reported by Republic to Contra Costa County, which is the figure that is included in DRS Tons). The remainder of the disposal at Keller Canyon landfill is likely to be members of the public who arrive at Keller Canyon Landfill with loads of material to be disposed[3]; or, members of the public who arrive at a nearby transfer station which transfers disposal material to Keller Canyon Landfill (Golden Bear Transfer Station or Contra Costa Transfer and Recovery Station, or

---

1 For the purposes of this memorandum, both "sludge" and "biosolids" are terms used to refer to materials *as reported by the applicable entities* (Keller Canyon Landfill and the various wastewater treatment plants) to R3. R3 has not differentiated between the two terms and has not independently investigated the appropriate classification of these materials.

2 Class II Waste is classified as "Designated Waste" by the Water Boards in California and has different requirements for its disposal than municipal solid waste, although it is not necessarily classified as "hazardous."

3 Note that Keller Canyon Landfill is not open to the general public, but is open to large accounts that may haul directly to the landfill.

CCTRS). More detail on these disposal tons may be found in the **Self-Haul, Residual, and Transfer Tons** section of this report, below.

In 2016, we identified three landfills which together contributed 98% of the total increase in tons from 2015 to 2017: Keller Canyon, Potrero Hills, and Recology Hay Road. This year, those same landfills contributed 88% to the increase from 2016 to 2017, with much of the remainder of the increase being attributed to increases of around 1,500 tons each at both Vasco Road Landfill and Altamont Landfill. The 71% spread for three landfills is an expected distribution and not out of the ordinary.

A detailed table with landfill tonnages is provided in Attachment 1 of this memorandum. We have compiled a few charts to visualize DRS Tons, which are given below and on the next page as Figures 1 and 2.

Figure 1 shows that Keller Canyon Landfill accounts for the vast majority of DRS Tons, and that there is a significant spike in disposal at Keller Canyon Landfill in the fourth quarter of 2017 (Q4 2017). This spike will be described in more detail in the **Special Waste and Biosolids/Sludge Disposition** section of this memorandum, below.

Figure 1: Disposal Tons by Landfill Over Time, All Landfills

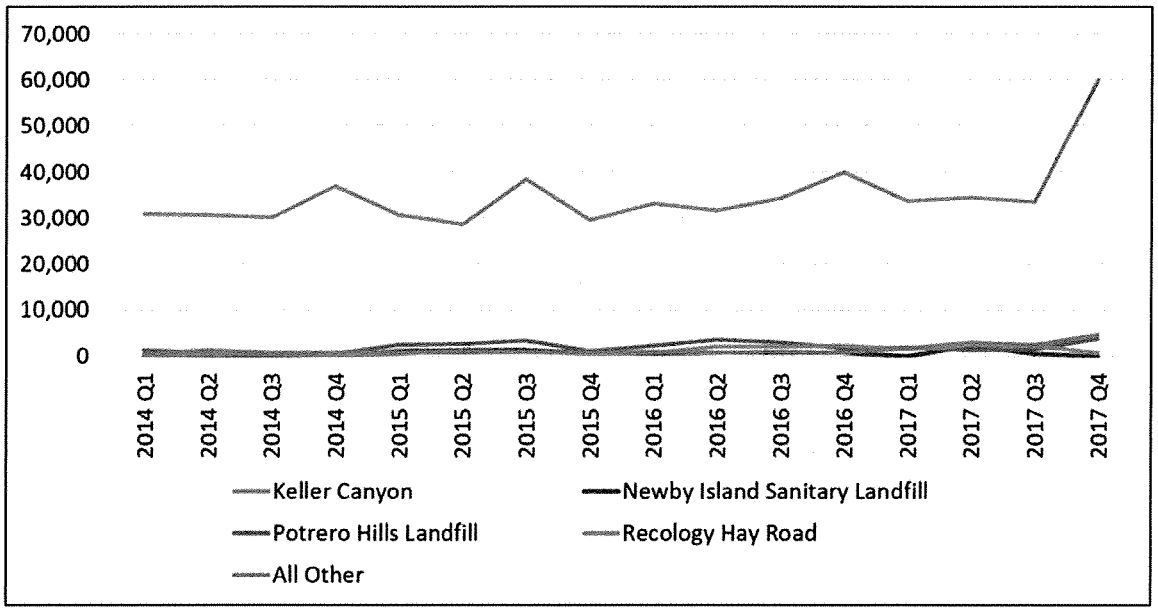

Figure 2 (next page) shows DRS Tons at all landfills that are not Keller Canyon Landfill. Based upon this visualization, it is possible to hypothesize the sources of tons previously reported by Newby Island and Recology Hay Road may have chosen to dispose waste at Potrero Hills, Vasco Road, and Altamont Landfills instead, beginning in Q4 2017.

Figure 2: Disposal Tons by Landfill Over Time, All Landfills Except Keller Canyon

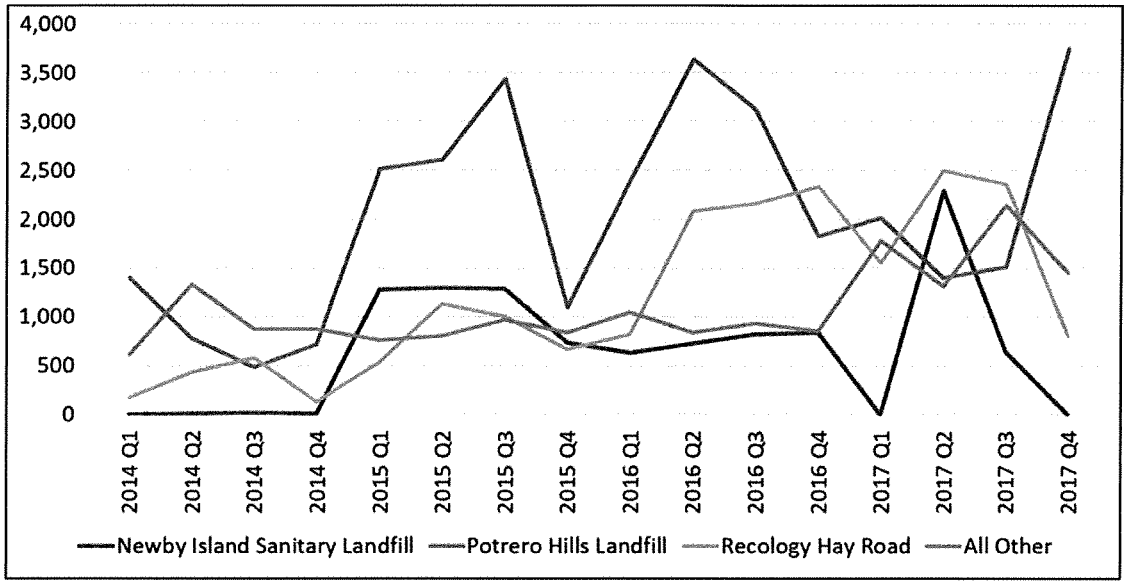

In the prior reporting period for the 2016 EAR, we individually reached out to the operators of Newby Island Sanitary Landfill, Potrero Hills Landfill, and Recology Hay Road and requested detailed information about the origin of disposal materials reported by these landfills. The operators largely reported that the additional tons were due to construction and demolition activities generating waste within RecycleMore Member Agencies. In 2017 for the 2016 reporting year, we received responses as listed below:

- Potrero Hills Landfill was unaware of any drivers of the increase in disposal tonnage in the fourth quarter of 2017, and informed us that all of the material disposed at Potrero Hills and allocated to RecycleMore is self-haul, mainly construction and demolition debris.
- Recology Hay Road informed us that a minimal amount of material was delivered by the public to the landfill; a similar amount was delivered to the San Francisco transfer station, transferred to Hay Road, and allocated to RecycleMore; and less than one ton of compost residuals were allocated to RecycleMore in 2017.
- Newby Island informed us that all of the waste reported by Newby Island as originating in the RecycleMore service territory is processing residual, which is allocated among the jurisdictions that contribute recyclable material to the Material Recovery Facility (MRF), and the composting facility, both operated on-site at Newby Island.

Figure 3, next page, shows the average distribution of the Keller Canyon ton from 2014 to 2017, with approximately 63% of those tons being reported as franchised tons by Republic.

Figure 3: Average Distribution of Keller Canyon Tons, 2014-2017

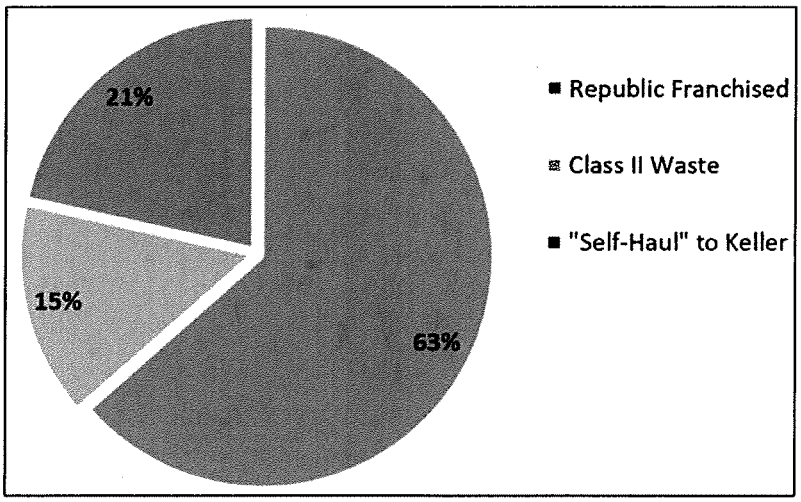

The 2017 distribution is nearly identical to the average distribution. However, in prior years, the proportion of the distribution that is accounted for by Class II Waste was somewhat lower.

"Class II Waste" will be discussed in more detail in the **Special Waste and Biosolids/Sludge Disposition** section of this memorandum. "'Self-Haul' to Keller" represents the tons that are delivered to Keller Canyon either by large account-holders, or the general public that delivers material to transfer stations (such as Golden Bear and CCTRS).

Franchised Disposal

As stated above and shown in Figure 3, the majority of disposal tons bound for Keller Canyon Landfill are handled by the franchised waste hauler. El Cerrito's franchised waste hauler is East Bay Sanitary Service, which delivers garbage collected in El Cerrito to Golden Bear Transfer Station, from which it is hauled by Republic to Keller Canyon Landfill. The remainder of the RecycleMore member agencies contract with Republic for collection; the garbage collected in the rest of RecycleMore is also transferred through Golden Bear to Keller Canyon.

In the analysis represented above, we have included tons reported as residual by Republic in its Annual Report to RecycleMore. These residual tons will be analyzed in further detail in the **Self-Haul, Residual, and Transfer Tons** section of this memorandum, below.

Franchised tonnage trends do not track with the tons that eventually are reported in the Disposal Reporting System. For example, from 2015 to 2016, franchised tons went down by about 5,000 tons (from 88,000 tons to 83,000 tons), while DRS Tons went up by about 15,000 tons. From 2016 to 2017, franchised tons went up by about 10,000 tons (from 83,000 tons to 93,000 tons), while DRS Tons went up by about 29,000 tons.

R3 has not investigated the franchised disposal increases, which account for a small proportion of the overall increase from 2016 to 2017; such an investigation may be considered by RecycleMore in the future, if it so chooses.

Special Waste and Biosolids/Sludge Disposition

There was a significant increase in DRS Tons at the end of 2017 of about 26,000 tons, which can be seen in Figure 1, above. The Class II Special Waste Report provided by Keller Canyon Landfill shows that 27,909 tons of biosolids were disposed at Keller Canyon Landfill in Q4 2017, the origin of which was reported as West Contra Costa Sanitary Landfill. These tons are the main contributor to the increase in DRS Tons between 2016 and 2017.

Jurisdictions may submit a Disposal Modification Request to adjust their disposal tons for the purpose of the PPD calculation as a part of the Electronic Annual Report (EAR) process. Eligible materials for the Disposal Modification Request include the following materials, among others:

- Sludge
- Biosolids
- Contaminated soil
- Medical waste

Sludge/biosolids disposed in the RecycleMore service area are considered "non-divertible" by CalRecycle because they are not accepted for composting at the West Contra Costa Sanitary Landfill Organic Materials Processing Facility, which is the composting facility used by RecycleMore Member Agencies. Sludge/biosolids tons are therefore eligible for deduction from RecycleMore DRS Tons. R3 has assisted RecycleMore in compiling the Disposal Modification Request for the 2017 EAR, which includes biosolid and sludge tons, and we have also included the entire Class II Special Waste tonnages in our analysis of landfill disposal.

R3 has contacted the wastewater treatment plants within the boundaries of RecycleMore in order to characterize the disposal of sludge tons. The wastewater treatment plants are as follows:

- West County Wastewater District (WCWD), which serves most of Richmond, San Pablo, most of Unincorporated County within the RecycleMore Boundaries, and some of Pinole. WCWD dries biosolids, which are hauled by Republic to Keller Canyon for disposal or use as Alternative Daily Cover (ADC).
- Richmond Municipal Sewer District No. 1, which serves South Richmond, pumps biosolids in liquid form to the WCWD sludge drying beds.
- Pinole/Hercules Waste Water Treatment Plant (Pinole/Hercules), which serves Pinole and Hercules, digests biosolids in four anaerobic digesters and then hauls the material to Keller Canyon Landfill.
- Stege Sanitary District, which serves El Cerrito, pumps biosolids in liquid form to East Bay Municipal Utility District located in Oakland. EBMUD does not report jurisdiction of origin to the City of Oakland or to the County of Alameda on an ongoing basis, and in the past few years has not disposed of any biosolids/sludge in landfills (beginning in 2017, there was some disposal at Altamont, John Smith, Ox Mountain, and Forward landfills). The individual responsible for DRS reporting for Alameda County reported to R3 by phone that while Altamont and Vasco Road landfills did report sludge disposal, that disposal was not looked into in great detail; therefore, it is likely that sludge disposal from EBMUD is not allocated to jurisdictions other than its host jurisdiction.

None of the wastewater districts appear to process sewage from outside of the RecycleMore service area.

Of the four wastewater treatment plants that may account for some sludge and biosolids disposal, R3 has concluded that only WCWD and Pinole/Hercules actually account for disposal tonnages at Keller Canyon Landfill. We are able to report the following tons as provided via email from the wastewater treatment plant operators:

- WCWD: 884 tons used as ADC in 2017
- Pinole/Hercules: 370 tons disposed at landfill in 2017

RecycleMore inquired as to the source of the high tonnages of biosolids disposed and reported as originating at the West Contra Costa Sanitary Landfill, and was verbally informed that the tons were actually from the WCWD drying beds. The operator speculated that the tons were higher because the summer of 2017 was wetter than usual.

The Special Waste Reports provided by Keller Canyon show disposal tons as given in Table 1, below.

Table 1: Biosolids and Sludge Tons in Keller Canyon Special Waste Report

Customer	Origin	Special Waste Type	*2017 Reported Tons*				
			Q1	Q2	Q3	Q4	Total
City of Pinole	Pinole	Sludge	747	656	586	632	2,620
Richmond Sanitary Service	Richmond	Biosolids	67	64	87	89	307
West Contra Costa Sanitary Landfill	Richmond	Biosolids				27,909	27,909
Customer	**Origin**	**Special Waste Type**	***2016 Reported Tons***				
			Q1	**Q2**	**Q3**	**Q4**	**Total**
City of Pinole	Pinole	Sludge	699	665	662	642	2,668
Richmond Sanitary Service	Richmond	Biosolids	85	82	63	79	309
West Contra Costa Sanitary Landfill	Richmond	Biosolids			2,050	5,726	7,776

In comparing the Special Waste Reports to the tonnages reported by the wastewater districts, a number of conclusions can be drawn:

- 307 tons of biosolids disposed by Richmond Sanitary Service (Republic) originate in Richmond, although they may not be hauled from WCWD.[4]
- The biosolids tons reported by Keller Canyon as originating from West Contra Costa Sanitary Landfill remain much larger in magnitude than what might be expected. An investigation into this disposal would be best conducted by the wastewater treatment district itself.
- The number of tons that the Pinole/Hercules facility reported as disposed (at 370 tons) differs by a large margin of about 2,300 tons from the number of sludge tons reported by Keller Canyon as disposed of by the City of Pinole (at 2,620).

[4] Note that biosolids were reported by WCWD to R3 as being used as ADC, meaning that they would not be included in the Special Waste Reports shown in Table 1.

Self-Haul, Residual and Transfer Tons

The City of Richmond, a member of RecycleMore, is host to a transfer station (Golden Bear), a compost facility (West Contra Costa Sanitary Landfill Organic Material Recovery Facility, or WCCSL OMPF), a small construction and demolition debris recovery facility (C&D Facility), and a material recovery facility (Integrated Resource Recovery Facility, or IRRF), all operated by Republic. Republic allocates tonnages outbound from these facilities in its DRS reports to Contra Costa County (County), and the County provided R3 access to these reports for the reporting year 2017.

Some material is also transferred from the Richmond facility complex to various locations throughout the Bay Area. This includes:

- Recyclable and compostable material transferred to the Newby Island for processing
- Compostable material transferred to Forward Landfill for processing

R3 has interviewed the Newby Island representative responsible for allocating transfer and residual tons, as well as the representative for San Joaquin County regarding disposal reported by Forward Landfill.

The closest transfer station to RecycleMore, Central County Transfer and Recovery Station, is located in Martinez. This facility transfers material for disposal – mainly to Keller Canyon. The DRS reports from this facility were provided by the County to R3 for review.

El Cerrito sells recycling to California Waste Solutions (CWS), a MRF located in Oakland.

Regarding the residual and transfer tons identified by R3 and described above, the following findings can be reported:

- **Recycling residuals reported outbound from the IRRF** are significant, at about 11,000 tons in 2017. Variations exist, but the general tonnages reported to RecycleMore in Republic's quarterly reports are around the same as the tonnages reported to the County.
- **Organic residuals reported outbound from the WCCSL OMPF** are very low, at 0 – 20 tons reported to RecycleMore and the County.
- **C&D residual reported to RecycleMore** is low, at around 200-300 tons per quarter. This residual is not separately reported to the County.
- **Franchised disposal reported to RecycleMore** is consistently 4,000-6,000 tons lower than disposal allocated to RecycleMore and reported by Golden Bear to the County. The difference (less C&D residuals) is likely self-haul tons delivered by the public to Golden Bear, and then transferred to Keller to be landfilled.
- **Recyclable and compostable material delivered to Newby Island** contributes to a running allocation maintained between the Richmond branch and Newby Island branch which normally resulted in residuals of about 600-800 tons per quarter in 2016. In 2017, 0 tons were reported for Q1 and Q4, and 2,200 tons were reported in Q2. 2,930 tons were reported for the entire year of 2017; using the RecycleMore Quarterly Reports as a basis, of the 18,711 tons sent from Richmond to Newby Island to be processed, 84% were recycled and 16% were disposed. Judging from the large fluctuations in residual figures per quarter, there were likely issues with the application of the residual allocation during 2017; therefore, R3 recommends that RecycleMore actively monitor disposal from this facility.
- **Compostable material was delivered to Forward Landfill for processing** and reported to the County as composted in the amount of 761 tons in Q3 2017 and 1810 tons in Q4 2017. It is unclear

why no compost tonnages were reported as received at Forward Landfill in the first two quarters of 2017. Very low tons of disposal were reported by Forward Landfill as originating in the RecycleMore service area; all of these tons are reported by the landfill to San Joaquin County as "treated wood."

- **CCTRS self-haul disposal** is sent to Keller Canyon. Self-haul disposal reported by CCTRS is low, at between 200 and 600 tons per quarter.
- **CCTRS self-haul mixed green material** is sent to the WCCSL OMPF. Based on reports provided by the County, the amount of material delivered by the public to CCTRS originating in RecycleMore is negligible, at below 20 tons.
- **California Waste Solutions residuals** do not appear to be allocated according to the proportion of inbound tons contributed by a jurisdiction. The representative of Alameda County who was interviewed as a part of this investigation does not receive Quarterly Transfer Station Reports from CWS, as the CWS solid waste facility permit is still for a medium-volume processing facility and station notifications are not required at that size. That representative indicated that CWS disposes of residuals at Potrero Hills, but was not able to speak to any allocation of disposal that might occur. Potrero Hills did not verbally disclose whether CWS is a customer of the landfill; however, they did indicate that they had received direction from CalRecycle not to allocate residual from MRFs, and that therefore, they would not have allocated residual to El Cerrito, if CWS did deliver residual to that landfill.

Table 2, below, shows a summary of the number of tons and the flow of these tons from RecycleMore into DRS.

Table 2: Self-Haul, Residual, and Transfer Tons in DRS

Facility	Material Type	Tons	Source
IRRF	Recycling Residual	11,351	RecycleMore
WCCSL OMPF	Organics Residual	21	RecycleMore
WCCSL C&D	C&D Residual	1,169	RecycleMore
GBTS	Franchised Disposal	92,065	RecycleMore
	Total Disposal	111,917	DRS
	Self-Haul Disposal	18,683	Calculated value
Class II "Special Waste"	Self-Haul Disposal	36,014	DRS
County Tons	Not included in RM DRS	9,074	DRS
CCTRS	Self-Haul Disposal	1,729	DRS
Keller Canyon	Self-Haul Disposal	749	Calculated value
Newby Island	Recycling and Organics Residual	2,930	DRS
Forward Landfill	Organics Residual or Self-Haul	76	DRS
Potrero Hills Landfill	Self-Haul Disposal	8,675	DRS
Recology Hay Road	Self-Haul Disposal	7,205	DRS
All Other Landfills	Self-Haul Disposal	6,615	Calculated value

On January 1, 2019, the state is set to take over DRS reporting from the counties. It appears that the State will require all residual outbound from recycling and composting facilities to be allocated to the jurisdiction which hosts that facility, which will be a significant shift in residual reporting in the Counties of Contra Costa and Santa Clara. Table 3, below, shows the information we do know about how that potential change could affect RecycleMore disposal tons.

Table 3: Residual and Transfer Tons in DRS after AB 901 (using 2017 tons)			
Facility	**Material Type**	**Tons**	**Change in Tons**
IRRF	Recycling Residual	101,855	90,504
WCCSL OMPF	Organics Residual	?	?
WCCSL C&D	C&D Residual	?	?
GBTS	Franchised Disposal	92,065	0
	Total Disposal	111,917	0
	Self-Haul Disposal	?	?
Class II "Special Waste"	Self-Haul Disposal	36,014	0
County Tons	Not included in RM DRS	9,074	0
CCTRS	Self-Haul Disposal	1,729	0
Keller Canyon	Self-Haul Disposal	749	0
Newby Island	Recycling and Organics Residual	0	-2,930
Forward Landfill	Organics Residual or Self-Haul	0	-76
Potrero Hills Landfill	Self-Haul Disposal	8,675	0
Recology Hay Road	Self-Haul Disposal	7,205	0
All Other Landfills	Self-Haul Disposal	6,615	0
Total Change			87,498

The regulations are still not finalized, but we anticipate that after AB 901 comes into effect, it may be significantly more difficult for jurisdictions to access information about disposal reporting and allocations of disposal tonnages.

Recommendations

R3 has found that trends in disposal tons reported in the DRS in 2017 are broadly similar to the trends found in 2016. While there are some small changes in disposal tons reported by each landfill, those changes do not, on the whole, affect RecycleMore disposal significantly. However, a very large incidence of disposal of material reported as biosolids in the fourth quarter of 2017 has a large effect on RecycleMore disposal. As this material was reported as biosolids, it is eligible for inclusion in the annual Disposal Modification Request to CalRecycle, and R3 expects that it will be deducted from the disposal tons used to determine RecycleMore's attainment of the 50% diversion goal set by CalRecycle.

R3 has recommended that RecycleMore take a few actions to follow up from this study. RecycleMore has proactively reached out to the West County Wastewater District to discuss disposal tons from drying beds, and WCWD staff has supported the high disposal tons in 2017 due to wet weather conditions and an accumulation of material from prior years.

In addition to that follow-up, R3 also recommends that RecycleMore actively monitors quarter-to-quarter disposal tonnages at Newby Island[5] and contact the operator if discrepancies are observed. Disposal reported by Newby Island for the first quarter of 2018 was higher than the 600-800 tons per quarter in 2016 (at 1200 tons); however, China's National Sword may have increased residuals from the MRF to the extent that this disposal would not be unexpected.

---

5 Santa Clara County posts all disposal reports online at the following web URL: https://eservices.sccgov.org/disposalreporting/Archived

recyclemore
WEST CONTRA COSTA INTEGRATED WASTE MANAGEMENT AUTHORITY

Agenda Report

Date: March 14, 2019

To: West Contra Costa Integrated Waste Management Authority Board

From: Stan Hakes, Executive Director

Subject: Assembly Bills 341 and 1826 Update

ACTION REQUESTED

1. Receive and file AB 341/AB 1826 update report.
2. Provide direction to staff.

BACKGROUND

California Assembly Bill 341 (AB 341) requires that each California city and county have a commercial recycling program and that each jurisdiction identifies and notifies businesses about the law. RecycleMore is responsible for complying with AB 341 on behalf of the member agencies.

California Assembly Bill 1826 (AB 1826) requires that each California city and county have a commercial composting program and that each jurisdiction identifies and notifies businesses about the law. RecycleMore is responsible for complying with AB 1826 on behalf of the member agencies. Starting in 2016, RecycleMore includes AB 1826 and AB 341 compliance information in our Electronic Annual Report (EAR) filed with CalRecycle.

RecycleMore was put on notice by CalRecycle in January 2018 that an AB 1826 compliance and monitoring program would need to be developed and substantial progress made by specific dates. RecycleMore developed a compliance plan and took actions to address CalRecycle's concerns. On March 5, 2018 CalRecycle sent a letter stating that RecycleMore had taken the appropriate actions to start addressing CalRecycle's immediate concerns.

On September 27, 2018, CalRecycle provided RecycleMore with the 120 day letter stating that the 2017 EAR was complete with no further questions. The 120 day letter is a standard procedure that is provided to all jurisdictions annually. The letter also said that effective follow-up on all non-compliant accounts would be expected by the end of the calendar year. RecycleMore understood this directive and on September 24, 2018 continued the follow-up process by mailing new letters to all non-compliant accounts for AB 341 and AB 1826.

RecycleMore staff completed a compliance work plan and timeline which outlined tasks RecycleMore staff would take in order to complete the required follow-up by the end of the calendar year. RecycleMore staff actively followed up with non-compliant accounts, and provided an AB 341 and AB 1826 update, which showed significant progress to CalRecycle on December 20, 2018.

RECENT AND UPCOMING ACTIVITY

Beginning January 1, 2019, AB 1826 sets a new (more strict) threshold requiring California businesses with 4 cubic yards (or more) of waste per week to divert any organic waste that they generate. Anticipating this new threshold, RecycleMore staff has already prepared and mailed letters to all businesses required to meet this new threshold. A number of businesses have responded to the letters by calling to discuss their generation and requirements and some have already called Republic to set-up organics collection service for their business.

CalRecycle Local Assistance and Market Development (LAMD) staff member JoAnn Jaschke conducted a site visit with RecycleMore and El Cerrito staff on January 22, 2019. Site visits were also held with Ms. Jaschke, RecycleMore staff, member agency staff and Republic representatives on January 28 (San Pablo), February 7 (Pinole), February 12 (Hercules), and Richmond (February 22). At the San Pablo and Hercules site visits, the CalRecycle representative expressed that additional site visit follow-up details were needed for all of the cities except El Cerrito. In addition, the CalRecycle representative gave instructions on how to determine if accounts were compliant, non-compliant or exempt under AB 1826 and 341. In response to the request for more data from the CalRecycle representative, and in response to the instructions, staff completed a significant update of the AB 1826 – AB 341 report and forwarded these results to CalRecycle on February 19, 2019.

At the Richmond February 22, 2019 site visit, the CalRecycle representative said that she, her supervisor and a higher level CalRecycle manager would review all of the documentation RecycleMore had submitted and make a recommendation to another even higher level CalRecycle manager in late March 2019. RecycleMore staff reinforced being ready to do everything necessary to gain and maintain compliance with the law. RecycleMore's CalRecycle representative Ms. Jaschke said she would inform RecycleMore and the member agencies of their recommendations in late March.

Staff will provide the Board with an update at the March 14, 2018 meeting on any further AB 341 and AB 1826 developments that occur after this report was completed.

FISCAL IMPACT

There is no fiscal impact associated with this update report.

RECOMMENDED ACTION

1. Receive update Assembly Bill 341 and Assembly Bill 1826 update report.
2. Provide direction to staff.

Submitted by:

Stan Hakes
Executive Director

recyclemore
WEST CONTRA COSTA INTEGRATED WASTE MANAGEMENT AUTHORITY

Agenda Report

Date: March 14, 2019

To: West Contra Costa Integrated Waste Management Authority Board

From: Stan Hakes, Executive Director

Subject: Authority Priority Projects for Spring-Summer 2019

ACTION REQUESTED

Approve list of recommended Spring-Summer 2019 Priority Projects, or provide alternative direction to staff.

BACKGROUND

The West Contra Costa Integrated Waste Management Authority (Authority) has a significant list of major projects; some are pending completion and others have not been started. For the past three years, the Board has approved a list of major projects in June of each year, in conjunction with approval of the annual Authority Budget. In June of 2018, the Board decided to postpone a decision on major projects for FY2018-19.

The present situation finds the Authority with a long list of projects and with major staffing changes happening in the near future. The current Executive Director will end Authority employment on July 31 of this year. One of the current Authority Program Managers will end her employment on April 25 of this year and the Manager of Administration is scheduled to retire on June 30, 2019. In addition, the Board decided in December 2018 to begin a Request for Proposal (RFP) process early in 2019, which could lead to a new Legal Counsel in mid-2019.

With all of these changes pending, it is important that staff pursue projects that fulfill State mandates, meet community needs and are the highest priority of the Board. A list of proposed priority projects is attached. It is recommended the Board approve the list of recommended Spring-Summer 2019 Priority Projects, or provide alternative direction to staff.

FISCAL IMPACT

None.

RECOMMENDED ACTIONS

Approve list of recommended Spring-Summer 2019 Priority Projects, or provide alternative direction to staff.

Approved by:

Stan Hakes, Executive Director

Attachment 1: Staff Recommended Priority Projects - Spring–Summer 2019

Recommended Priority Projects Spring – Summer 2019

1. AB 1826 and AB 341 Compliance (State Mandate - Time Sensitive)
2. JEPA Update – Phase 1 - All Member Cities (Board Priority)
3. New Desktop Computers and System Upgrade (Essential to Administration and programs)
4. Executive Director Recruitment or Hire an Interim Executive Director (Board Priority and Time Sensitive)
5. Selection Process for Legal Services (Board Priority)
6. SB 1383 Compliance Plan (Needed to meet State Mandates)
7. Organics Agreement Programs and Compliance
8. Organization Study (Needed to address future State mandates and to address vacant positions)
9. Address Vacant Program Manager Position (Staffing needed to continue essential programs)
10. Evaluate contracting out RecycleMore administrative functions (Resources needed to continue essential RecycleMore functions)
11. FY17-18 Financial Audit (Current Executive Director has knowledge that new Executive Director may not have)
12. One Day HHW Events (Time Sensitive)
13. Legislative Updates (Time Sensitive and Identifies State Mandates)
14. FY 2018-19 Mid-Year Budget Report (Board Priority and Time Sensitive)
15. Address OPEB Liability (Current Executive Director has knowledge and skills that new Executive Director may not have)
16. Study - Alternatives for New RecycleMore Offices (Time Sensitive)
17. FY19-20 Budget Workshop/Approval (Time Sensitive)

Projects for new Executive Director

18. Records Management Policy and Implementation
19. Move to New Offices
20. Calendar Year 2020 HHW Budget
21. Calendar Year 2020 Post-Collection Rate
22. JEPA Update 2 - County Joins
23. Mandatory Paint Recycling Ordinance
24. Post-Collection Agreement – Include Commercial Recyclables in Recycling Rebate
25. Republic Recycling Coordinator Annual Evaluation – per PCA
26. Triennial Review - per PCA
27. Disaster Debris Management Plan
28. Enhanced residential recycling outreach to reduce contamination and increase participation

recyclemore
WEST CONTRA COSTA INTEGRATED WASTE MANAGEMENT AUTHORITY

Agenda Report

Date: March 14, 2019

To: West Contra Costa Integrated Waste Management Authority Board

From: Stan Hakes, Executive Director

Subject: Evaluation Process for Legal Counsel/Legal Services Proposals

ACTION REQUESTED

1. Provide direction to staff on the process for evaluating Legal Counsel/Legal Services proposals and selecting a permanent Legal Counsel. **OR**
2. Postpone consideration of this issue to a future Board meeting.

BACKGROUND

At the November 8, 2018 Board meeting, Authority Legal Counsel Kent Alm announced he will be leaving the Meyers Nave legal firm and will be semi-retiring, effective December 31, 2018. As such, Mr. Alm is no longer Authority Legal Counsel. Meyers Nave is continuing to work as Legal counsel and provide legal services on a temporary basis.

At the December 13, 2018 Board meeting, the Board directed staff to prepare a Request for Proposals (RFP) for legal services with a goal of evaluating the proposals and selecting a permanent Legal Counsel at the April 2019 Board meeting. An RFP was completed by staff and distributed to 14 law firms on January 9 and 10, 2019. The proposal deadline date was February 5, 2019.

Five (5) proposals were received. In alphabetical order, the proposals came from:

Atkinson-Farasyn (Los Altos)
Best, Best and Krieger (Sacramento)
Burke Williams Sorensen (Oakland)
Meyers Nave (Oakland)
Shute Mihaly and Weinberger (San Francisco)

In the interest of conserving paper, copies of the proposals will be distributed electronically to members of the Board and will be available for public viewing on the Authority's website www.recyclemore.com. A limited number of hardcopies will be available for distribution at the March 14th Board of Directors meeting.

Staff would appreciate Board feedback on the process to evaluate proposals received by qualified law firms. Some suggestions to the evaluation process the Board may want to consider are: 1) have each Board member evaluate the proposals using an evaluation form. A sample evaluation form is included with this report as Attachment 1; 2) The Board could form an Ad Hoc Committee to evaluate proposals, either with or without an evaluation form; 3) The Board could also consider conducting interviews with the best qualified law firms; 4) The Board could propose another method (or methods) to evaluate the proposals, or consider any combination of the above suggested methods.

Here are two examples of how the Board could proceed to review and evaluate the five (5) proposals:

Example 1 - The Board approves using an evaluation form and interviews.
Step 1 - All Board members receive copies of the proposals and an evaluation form for each proposal. Board members complete the evaluation forms and forward them to the Board Chair and Executive Director by the end of March.
Step 2 - At the April 2019 Board meeting, the Board uses the evaluation forms to select the two or three best qualified law firms.
Step 3 - The Board holds a special April Board meeting and conducts interviews with the two or three best qualified law firms.
Step 4 - The Board selects the most qualified law firm at the May Board meeting.

Example 2 - The Board approves using an evaluation form and a Committee.
Step 1 - The Board selects a Committee at the April Board meeting.
Step 2 - Committee members receive copies of the proposals and an evaluation form for each proposal. Committee members complete the evaluation forms and meet to review the forms and recommend the top two or three best qualified law firms.
Step 3 - At the May 2019 Board meeting, the Board approves the Committee list of the top two or three best qualified law firms. All Board members receive copies of the proposals from the top two or three law firms and an evaluation form for each proposal. Board members complete the evaluation forms and forward them to the Board Chair and Executive Director by the end of May.
Step 4 - The Board selects the most qualified law firm at the June Board meeting.

As an alternative to providing direction to staff at the March 14, 2019 Board meeting, the Board could decide to postpone evaluation of the proposals.

FINANCIAL IMPACT

There are no fiscal impacts associated with the recommendations in this report.

RECOMMENDED ACTION

1. Provide direction to staff on the process for evaluating Legal Counsel/Legal Services proposals and selecting a permanent Legal Counsel. **OR**
2. Postpone consideration of this issue to a future Board meeting.

Submitted by:

Stan Hakes
Executive Director

Attachment 1: Sample Evaluation Form

WCCIWMA Legal Counsel- Legal Services RFP
Form to Evaluate Law Firm proposals

Proposal Submitted by: _____

Name of Law Firm

Category	Possible Score	Evaluators Score	Notes
Firm Integrated Waste Experience	20	_____	_____
Firm JPA Experience	20	_____	_____
HR- Employment Experience	10	_____	_____
Environmental Experience	5	_____	_____
All Other Firm Experience	5	_____	_____
Lead Counsel Qualifications	20	_____	_____
Team Member Qualifications	10	_____	_____
Local Proximity	5	_____	_____
Other Factors	5	_____	_____
Total	100	_____	

Evaluator's name: _____

Evaluator's Signature: _____

Date: _____

Guidance

Firm Integrated Waste Experience

Experience Couldn't be better	20	_____
Excellent Experience	16- 18	_____
More than Adequate Experience	13-15	_____
Adequate Experience	10-11	_____
Inadequate Experience	7-9	_____
Totally Inadequate Experience	1-5	_____
No Experience	0	_____

Firm JPA Experience

Experience Couldn't be better	20	_____
Excellent Experience	16- 18	_____
More than Adequate Experience	13-15	_____
Adequate Experience	10-11	_____
Inadequate Experience	7-9	_____
Totally Inadequate Experience	1-5	_____
No Experience	0	_____

HR- Employment Experience

Experience Couldn't be better	10	_____
Excellent Experience	8	_____
More than Adequate Experience	6-7	_____
Adequate Experience	5	_____
Inadequate Experience	3-4	_____
No Experience	0	_____

Environmental Experience

Excellent Experience	5	_____
More than Adequate Experience	4	_____
Adequate Experience	3	_____
Inadequate Experience	2	_____
No Experience	0	_____

All Other Firm Experience

Excellent Experience	5	_____
More than Adequate Experience	4	_____
Adequate Experience	3	_____
Inadequate Experience	2	_____
No Experience	0	_____

Lead Counsel Qualifications

Qualifications Couldn't be better	20	_____
Excellent Qualifications	16- 18	_____
More than Adequate Qualifications	13-15	_____
Adequate Qualificaitons	10-11	_____
Inadequate Qualifications	7-9	_____
Totally Inadequate Qualifications	1-5	_____
Not Qualified	0	_____

Team Member Qualifications

Qualifications Couldn't be better	10	_____
Excellent Qualifications	8-9	_____
More than Adequate Qualifications	6-7	_____
Adequate Qualificaitons	5	_____
Inadequate Qualifications	3	_____
Totally Inadequate Qualifications	1	_____
Not Qualified	0	_____

recyclemore
WEST CONTRA COSTA INTEGRATED WASTE MANAGEMENT AUTHORITY

Agenda Report

Date: March 14, 2019

To: West Contra Costa Integrated Waste Management Authority Board

From: Stan Hakes, Executive Director

Subject: Election of Board Chair and Vice-Chair

ACTION REQUESTED

Nomination of candidates and election of Board Chair and Vice Chair for a term beginning March 15, 2019 and ending January 31, 2020.

BACKGROUND

Section 7.4, Section 1, Amendment 4 of the Joint Powers Agreement provides that the Board of Directors shall select from the membership of the Board representing the Member Cities, a Chair and Vice-Chair who shall hold office for a period of one year commencing February 1 of each year. Section 7.4, provides the following guidelines: (1) the Chair and Vice-Chair shall not be representatives of the same Member Agency, (2) no person may serve consecutive terms as Chair or Vice-Chair, and (3) successive Chairs shall not be representatives of the same City.

The current Board Chair is Director Choi from the City of Richmond and the Vice-Chair was former Director Valdez, who recently resigned from the San Pablo City Council. According to the selection process guidelines, the new Chair cannot be Director Choi or represent the City of Richmond. Any of the existing Directors could be Vice Chair, as none of the existing Directors served as Vice Chair in 2018. Finally, both the Chair and Vice-Chair cannot be from the same Member Agency.

The Board should complete selection of the new Board Chair before moving to select the new Board Vice-Chair. For information purposes, a listing of past Chairs and Vice-Chairs of the Authority is attached to this agenda item.

FISCAL IMPACT

None.

RECOMMENDED ACTION

Nomination of candidates and election of Board Chair and Vice Chair for a term beginning March 15, 2019 and ending January 31, 2020.

Submitted by:

Stan Hakes
Executive Director

Attachment 1: WCCIWMA List of Past Chairs and Vice-Chairs

West Contra Costa Integrated Waste Management Authority

LIST OF PAST CHAIRS AND VICE CHAIRS OF THE AUTHORITY BOARD OF DIRECTORS

Fiscal Year	CHAIR		VICE CHAIR	
	Director	Representing	Director	Representing
1993/1994	Bartke	Hercules	Ziesenhenne	Richmond
1994/1995	Corbin	Richmond	Gomes	San Pablo
1995/1996	Gomes	San Pablo	Griffin	Richmond
1996/1997	Griffin	Richmond	Ritz[1]	El Cerrito
1997/1998	Alegria	Pinole	Evans	Richmond
1998/1999	Evans	Richmond	Friedman	El Cerrito
1999/2000	Friedman	El Cerrito	Bell[2]	Richmond
2000/2001	Bell	Richmond	Gomes[3]	San Pablo
2001/2002	Gomes	San Pablo	Balico	Hercules
2002/2003	Balico	Hercules	Rogers	Richmond
2003/2004	Moore	El Cerrito	Alegria	Pinole
2004/2005	Alegria	Pinole	Bates	Richmond
2005/2006	Bates	Richmond	Gomes	San Pablo
2006/2007	Gomes	San Pablo	Viramontes/Marquez[4]	Richmond
2007/2008	Marquez	Richmond	Balico	Hercules
2008/2009	Balico	Hercules	Moore/Jones[5]	El Cerrito
2009/2010	Jones	El Cerrito	Lopez	Richmond
2010/2011	Lopez[6]	Richmond	Murray	Pinole
2011[7]	Murray	Pinole	Bates	Richmond
2012	Bates	Richmond	McNeil	San Pablo
2013	Romero	Hercules	Valdez	San Pablo
2014	Valdez	San Pablo	Lyman	El Cerrito
2015	Lyman	El Cerrito	Murray	Pinole
2016	Murray	Pinole	Myrick	Richmond
2017	Romero	Hercules	Choi	Richmond
2018	Choi	Richmond	Valdez	San Pablo

1 Office of Vice Chair vacant as of March 1997 due to resignation of Director Ritz.
2 Office of Vice Chair served by former Director Bates through November 1999, beginning May 11, 2000 Director Bell served the remainder of the term.
3 Office of Vice Chair served by former Director Watson (Hercules) through November 2000. Beginning February 2001, Director Gomes served the remainder of the term.
4 Office of Vice Chair served by former Director Viramontes (Richmond) through November 2006. Beginning April 2007, Director Marquez served the remainder of the term.
5 Office of Vice Chair served by former Director Moore (El Cerrito) through November 2008. Beginning April 2009, Director Jones served the remainder of the term.
6 Office of Chair service by former Director Lopez (Richmond) through January 2011
7. Section 7.4 of the Joint Powers Agreement was amended changing the commencement date of the terms of a Board Chair and Vice Chair from July 1st of each fiscal year to February 1st with the term ending date of January 31st of the following year.